



# ILLINOIS STATE REPORT CARD

State and federal laws require public school districts to release report cards to the public each year.

This year, we have updated the report card to provide a full picture of school performance beyond just test scores. A display of this data designed with parents and communities in mind is available on [illinoisreportcard.com](http://illinoisreportcard.com). All of the metrics posted on [illinoisreportcard.com](http://illinoisreportcard.com) are also included in this report.

## STUDENTS

RACIAL/ETHNIC BACKGROUND AND OTHER INFORMATION											
White	Black	Hispanic	Asian	Native Hawaiian/ Pacific Islander	American Indian	Two or More Races	Percent Low-Income	Percent Limited-English-Proficient	Percent IEP	Percent Homeless	Total Enrollment
50.6	17.6	24.1	4.3	0.1	0.3	3.0	49.9	9.5	13.6	2.0	2,054,155

**Low-income** students come from families receiving public aid; live in institutions for neglected or delinquent children; are supported in foster homes with public funds; or are eligible to receive free or reduced-price lunches.  
**IEP** Students are those students eligible to receive special education services.

**Limited-English-proficient** students are those students eligible for transitional bilingual programs.  
**Total Enrollment** is based on [Home School](#).  
**Homeless** students are students who do not have permanent and adequate homes.

RACIAL/ETHNIC BACKGROUND AND OTHER INFORMATION			
High Sch. Dropout Rate	Chronic Truancy Rate	Mobility Rate	Attendance Rate
2.4	9.8	12.8	94.2

**Mobility rate** is based on the number of times students enroll in or leave a school during the school year.  
**Chronic truants** are students who are absent from school without valid cause for 9 or more of the last 180 school days.

## INSTRUCTIONAL SETTING

PARENTAL CONTACT*		TOTAL SCHOOL DAY	
	Percent		Days
	95.5		176

\* Parental contact includes parent-teacher conferences, parental visits to school, school visits to home, telephone conversations, and written correspondence.

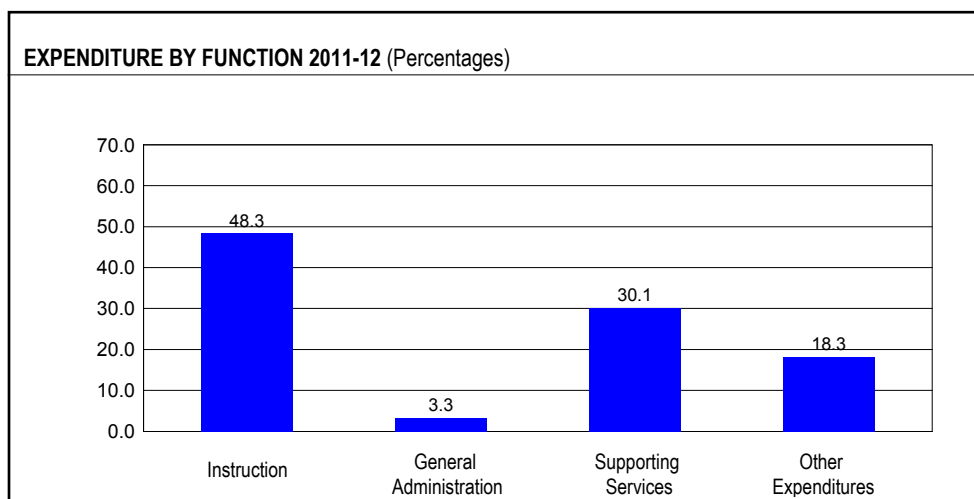
AVERAGE CLASS SIZE (as of the first school day in May)											
Grades	K	1	2	3	4	5	6	7	8	9-12	Overall
	21.1	21.5	21.5	21.9	22.5	22.5	23.1	22.3	22.2	19.3	21.2

TIME DEVOTED TO TEACHING CORE SUBJECTS (Minutes Per Day)												
Grades	Mathematics			Science			English/Language Arts			Social Science		
	3	6	8	3	6	8	3	6	8	3	6	8
	62	58	55	31	44	46	142	103	92	30	43	45

TEACHER INFORMATION	
	% of Classes Not Taught by Highly Qualified Teachers
All Schools	0.2
High Poverty Schools	0.5
Low Poverty Schools	0.0

The No Child Left Behind Act requires that information for certain data elements be disaggregated by high- and low-poverty schools. Poverty (low-income) is defined on page 1 of all report cards. High- and low-poverty schools include those in the top and bottom quarters of the poverty distribution of schools in the state.

## SCHOOL DISTRICT FINANCES



REVENUE BY SOURCE 2011-12	
	Percent
Local Property Taxes	61.1
Other Local Funding	4.8
General State Aid	16.4
Other State Funding	9.7
Federal Funding	8.1

EXPENDITURE BY FUND 2011-12	
	Percent
Education	73.4
Operations & Maintenance	6.2
Transportation	3.7
Debt Service	7.6
Tort	1.2
Municipal Retirement/ Social Security	2.0
Fire Prevention & Safety	0.7
Capital Projects	5.2


OTHER FINANCIAL INDICATORS		
	2011-12 Instructional Expenditure per Pupil	2011-12 Operating Expenditure per Pupil
	\$6,974	\$11,842

Instructional expenditure per pupil includes the direct costs of teaching pupils or the interaction between teachers and pupils.

Operating expenditure per pupil includes the gross operating cost of a school district excluding summer school, adult education, bond principal retired, and capital expenditures.

## ACADEMIC PERFORMANCE

### ACT ASSESSMENT: GRADUATING CLASS OF 2013\*



The number and percent of students taking the ACT are no longer reported since virtually every eleventh grade student takes the ACT as part of the PSAE.

\* Includes graduating students' most recent ACT Assessment scores from an ACT national test date or PSAE testing. All students whose scores are college reportable, both standard and extended time tests, are now included. State averages for ACT data are based on regular public schools and do not include private and special purpose schools.

### READY FOR COLLEGE COURSE WORK

45.7

### HIGH SCHOOL 4-YEAR GRADUATION RATE

	Gender		Race / Ethnicity							LEP	Migrant	Students with Disabilities	Economically Disadvantaged
	Male	Female	White	Black	Hispanic	Asian	Native Hawaiian/Pacific Islander	American Indian	Two or More Races				
All	80.3	86.1	89.3	70.9	76.3	92.0	78.0	78.2	83.1	63.7	48.7	70.1	73.0

### HIGH SCHOOL 5-YEAR GRADUATION RATE

	Gender		Race / Ethnicity							LEP	Migrant	Students with Disabilities	Economically Disadvantaged
	Male	Female	White	Black	Hispanic	Asian	Native Hawaiian/Pacific Islander	American Indian	Two or More Races				
All	84.9	89.1	90.7	78.4	83.2	94.9	89.2	83.0	86.5	76.5	76.0	76.8	80.6

### 2011 NATIONAL ASSESSMENT OF EDUCATIONAL PROGRESS (NAEP)

NAEP is sponsored by the U.S. Department of Education and administered to students in grade 4, 8, and 12. Only grade 4 and 8 results are required to be reported.

Achievement levels reflect what students should know and be able to do. Based on recommendations from policymakers, educators, and members of the general public, the Governing Board sets specific achievement levels for each subject area and grade. To provide a context for interpreting student performance, NAEP results are reported as percentages of students performing below the *Basic* level, at or above the *Basic* and *Proficient* levels, and at the *Advanced* level.

**Basic** denotes partial mastery of prerequisite knowledge and skills that are fundamental for proficient work at a given grade.

**Proficient** represents solid academic performance. Students reaching this level have demonstrated competency over challenging subject matter.

**Advanced** represents superior performance.

The four achievement levels (below basic, basic, proficient, and advanced) are reported as level 1 through level 4, respectively.

**Grade 4****Grade 4 - All**

Levels	Reading				Mathematics			
	1	2	3	4	1	2	3	4
	34.7	32.0	24.7	8.6	20.2	41.5	31.4	6.9

**Grade 4 - Racial/Ethnic Background**

Levels	Reading				Mathematics			
	1	2	3	4	1	2	3	4
White	21.8	33.6	32.2	12.3	10.2	38.4	41.6	9.9
Black	57.7	29.9	10.9	1.6	41.8	43.9	12.8	1.5
Hispanic	51.2	30.7	15.7	2.4	29.6	50.5	18.5	1.4
Asian	16.1	31.3	35.5	17.1	5.9	29.4	44.8	19.8
Native Hawaiian/Pacific Islander								
American Indian								

**Grade 4 - Limited-English-Proficient**

Levels	Reading				Mathematics			
	1	2	3	4	1	2	3	4
	77.4	18.1	4.2	0.0	46.4	41.6	11.3	0.8

**Grade 4 - Students with Disabilities**

Levels	Reading				Mathematics			
	1	2	3	4	1	2	3	4
	67.6	19.4	11.0	2.0	43.2	37.6	17.5	1.6

**Grade 4 - Economically Disadvantaged**

Levels	Reading				Mathematics			
	1	2	3	4	1	2	3	4
	52.0	31.6	14.3	2.1	33.1	47.2	18.1	1.5

**Grade 4**

NAEP PARTICIPATION RATES	Reading	Mathematics
Limited English Proficient Students	92.4	93.5
Student with Disabilities	91.1	86.1

**Grade 8****Grade 8 - All**

Levels	Reading				Mathematics			
	1	2	3	4	1	2	3	4
	23.2	43.0	30.3	3.6	26.9	40.2	24.7	8.1

**Grade 8 - Racial/Ethnic Background**

Levels	Reading				Mathematics			
	1	2	3	4	1	2	3	4
White	15.3	41.2	38.8	4.7	15.7	40.2	32.8	11.2
Black	38.0	46.6	14.4	1.0	51.7	38.4	9.4	0.5
Hispanic	30.6	45.9	21.9	1.6	35.8	45.1	16.4	2.7
Asian	11.3	34.3	43.1	11.3	7.5	24.0	36.8	31.7
Native Hawaiian/Pacific Islander								
American Indian								

**Grade 8 - Limited-English-Proficient**

Levels	Reading				Mathematics			
	1	2	3	4	1	2	3	4
	67.9	29.9	2.2	0.0	69.5	27.0	3.2	0.0

**Grade 8 - Students with Disabilities**

Levels	Reading				Mathematics			
	1	2	3	4	1	2	3	4
	63.6	28.5	7.5	0.0	63.6	26.8	7.8	1.7

**Grade 8 - Economically Disadvantaged**

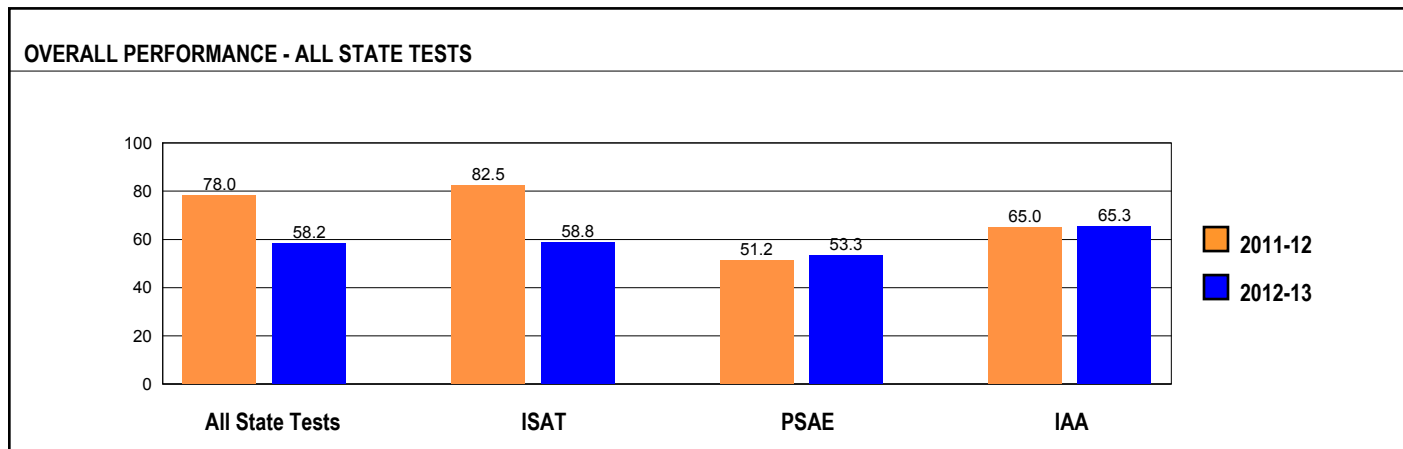
Levels	Reading				Mathematics			
	1	2	3	4	1	2	3	4
	34.4	47.0	17.8	0.9	39.3	43.7	15.0	2.1

**Grade 8**

NAEP PARTICIPATION RATES	Reading	Mathematics
Limited English Proficient Students	91.2	89.9
Student with Disabilities	90.2	84.6

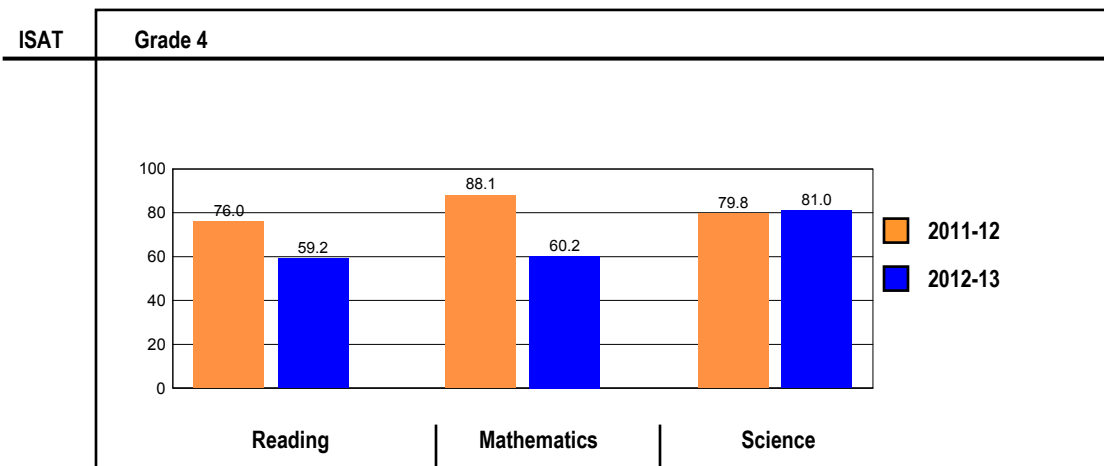
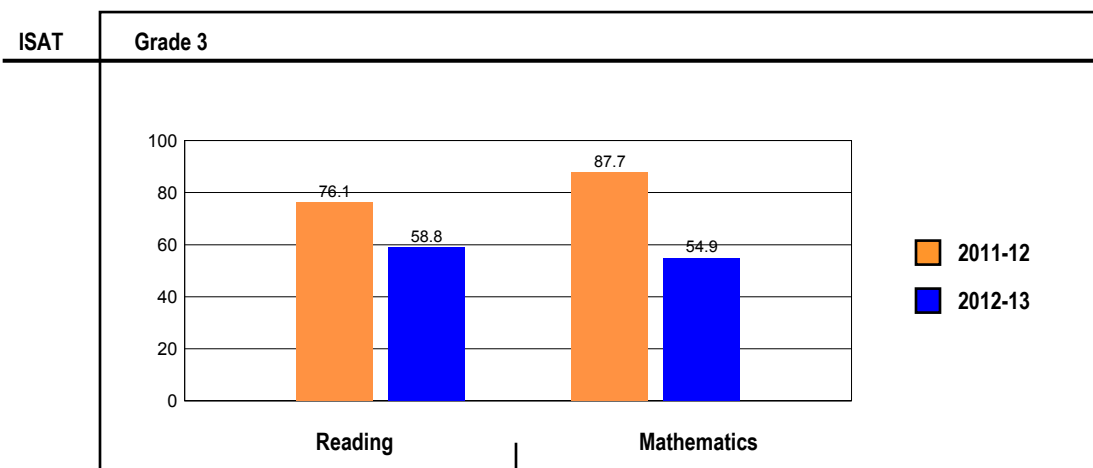
## OVERALL STUDENT PERFORMANCE

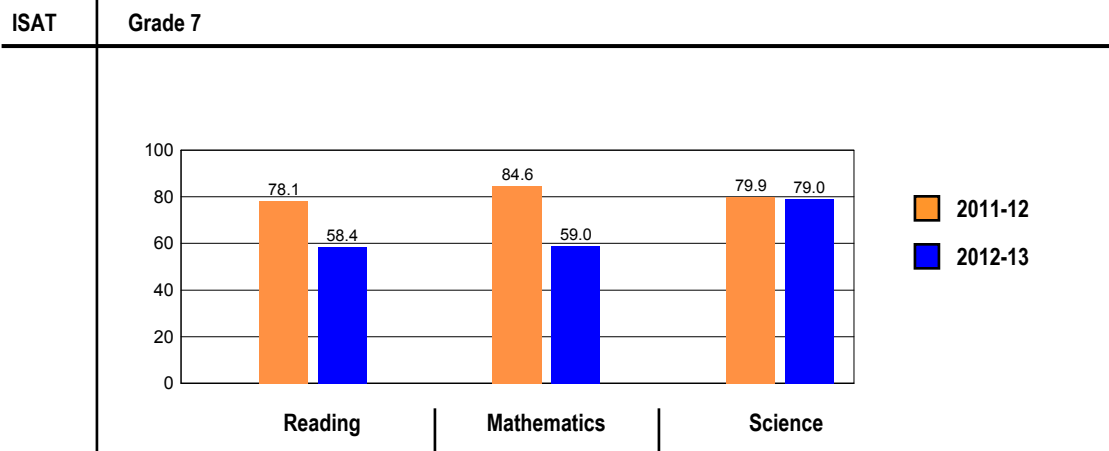
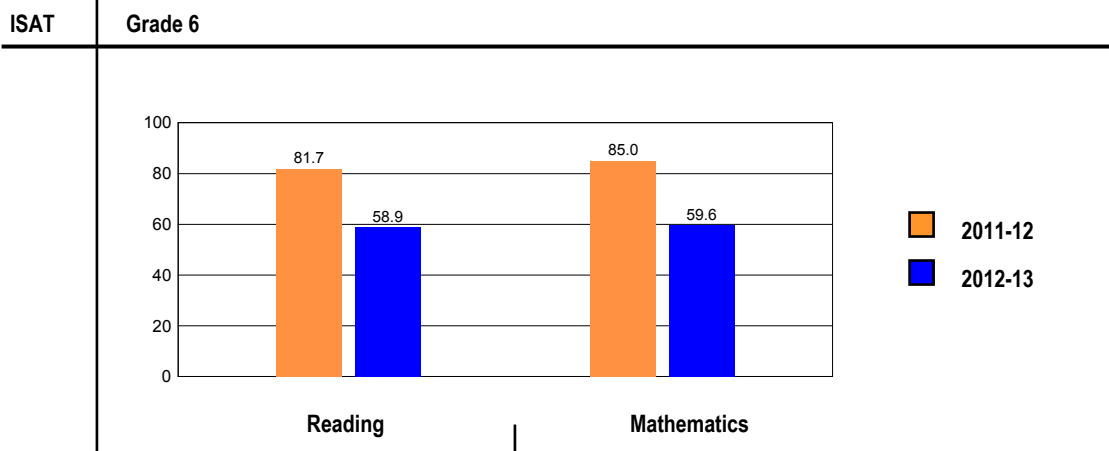
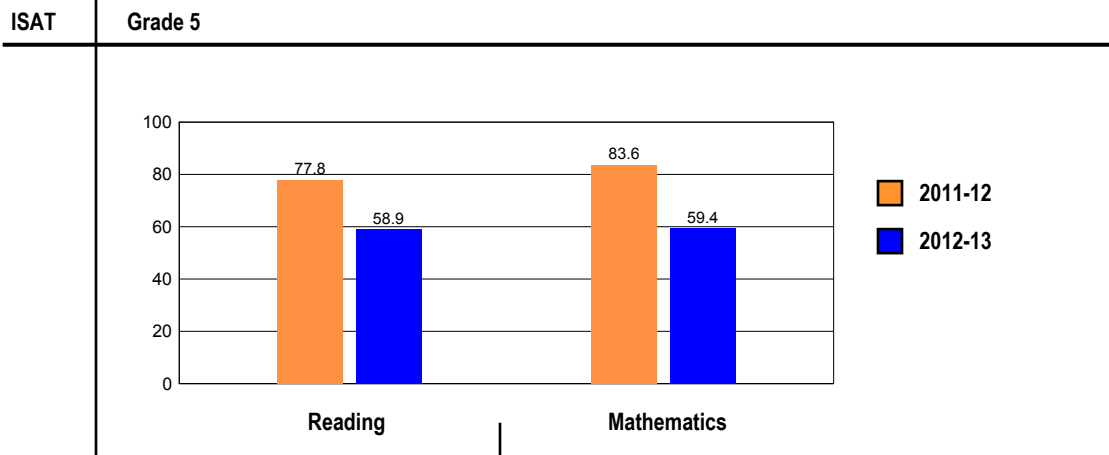
These charts present the overall percentages of state test scores categorized as meeting or exceeding the Illinois Learning Standards for the state. They represent performance in reading and mathematics. Starting in 2013, Illinois raised the performance cut scores in reading and math to align with college and career ready expectations.



## ILLINOIS STANDARDS ACHIEVEMENT TEST (ISAT) PERFORMANCE

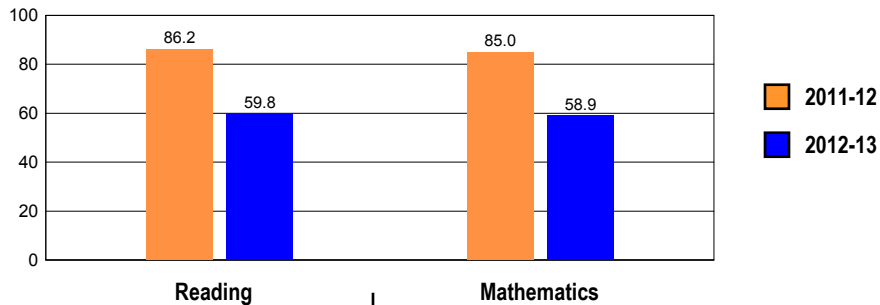
These charts provide information on attainment of the Illinois Learning Standards. They show the percents of student scores meeting or exceeding Standards for the grades and subjects tested on ISAT.





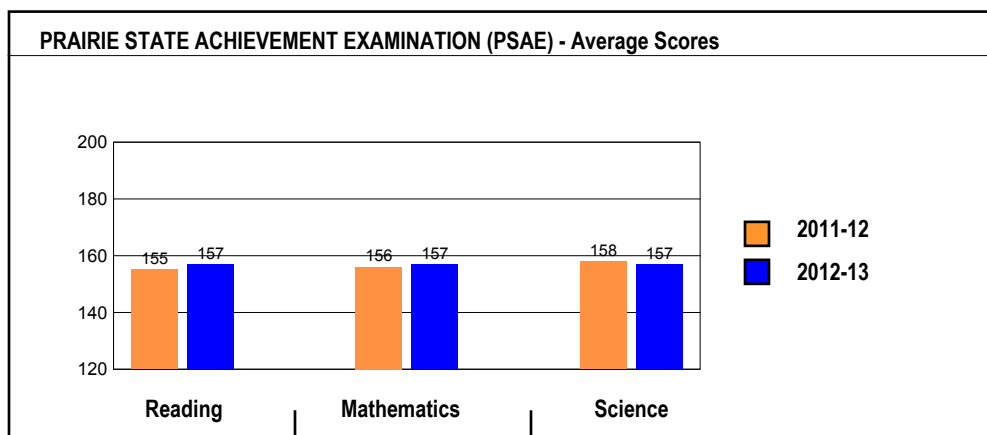
ISAT

Grade 8

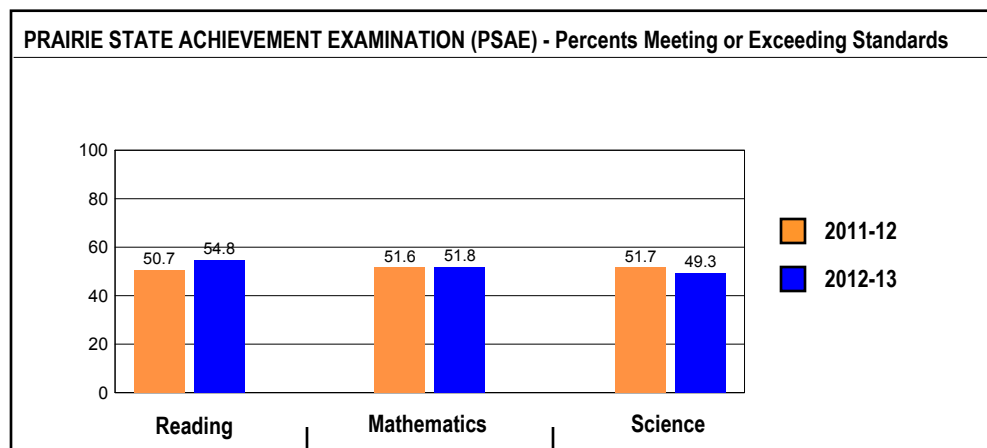


### PRAIRIE STATE ACHIEVEMENT EXAMINATION (PSAE) PERFORMANCE

These charts provide information on attainment of the Illinois Learning Standards. They show the average scores and also the percents of student scores meeting or exceeding standards in reading, mathematics, and science on PSAE.



PSAE scores range from 120 to 200.

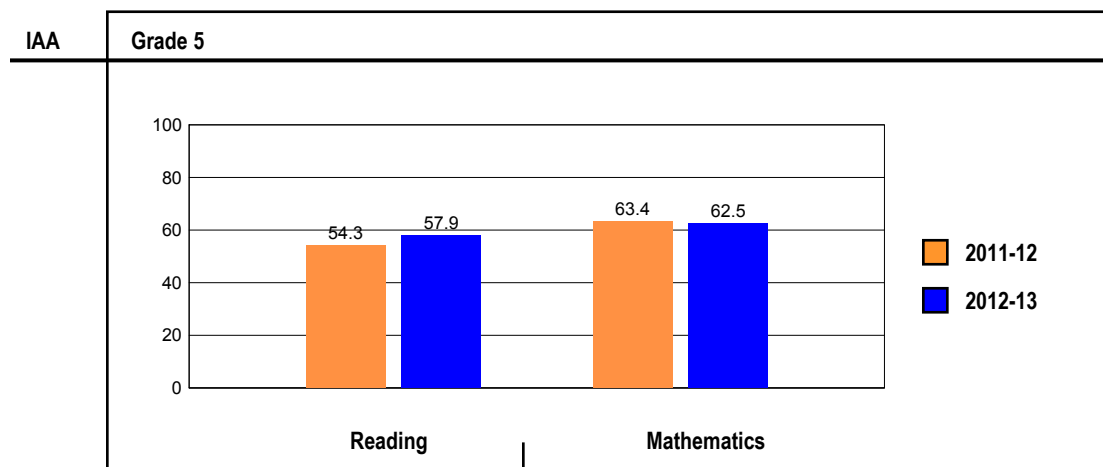
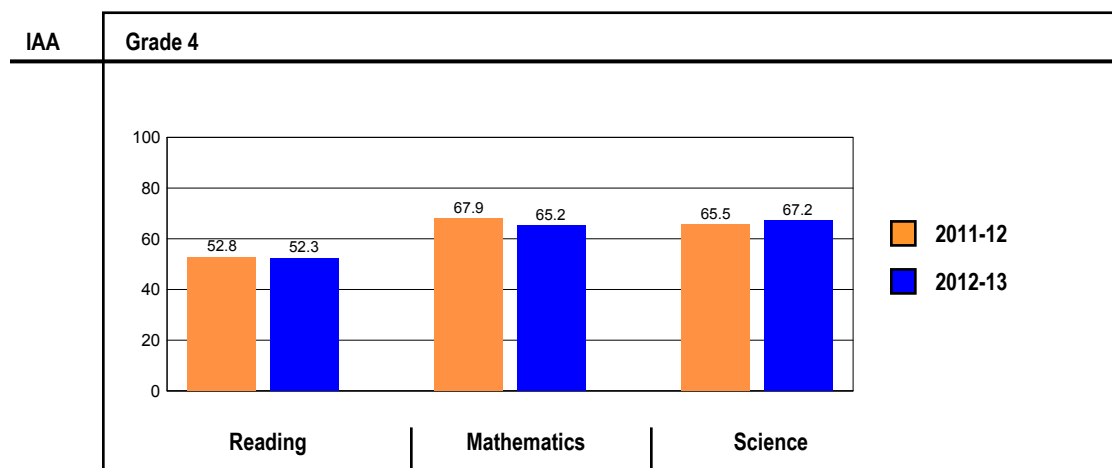
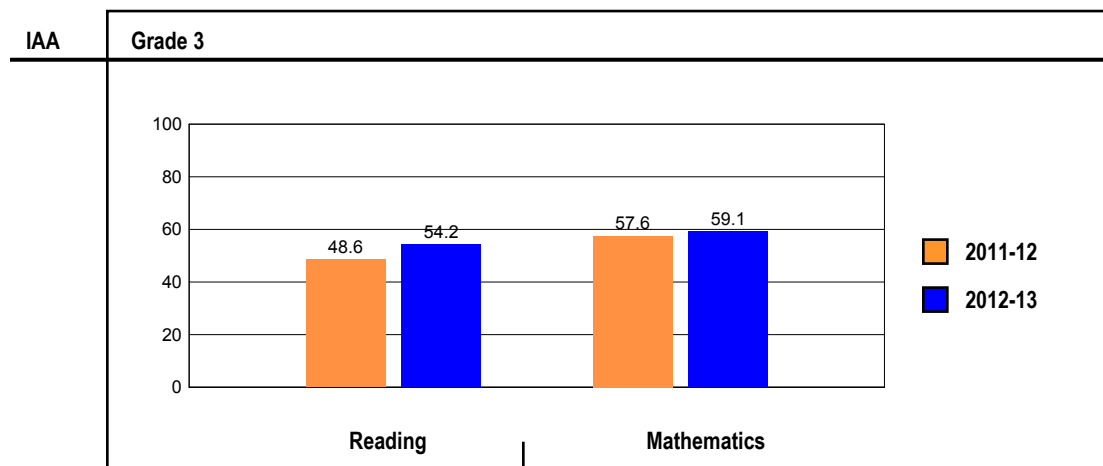


Number of students in the State with PSAE scores in 2013: 142,758



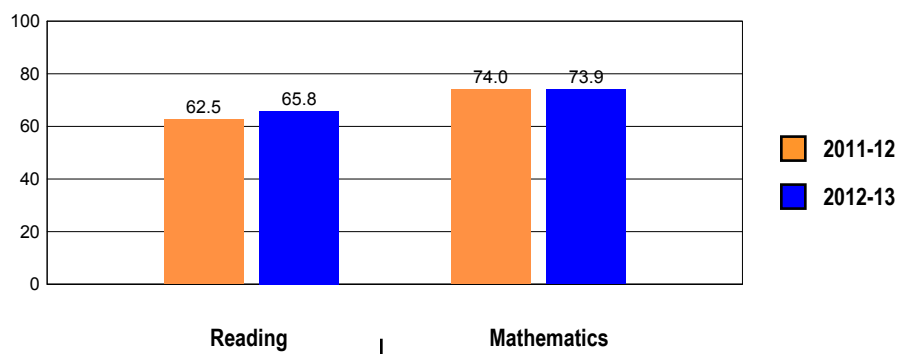
**ILLINOIS ALTERNATE ASSESSMENT (IAA) PERFORMANCE**

These charts provide information on attainment of the Illinois Learning Standards. They show the percents of student scores meeting or exceeding Standards for the grades and subjects tested on IAA.



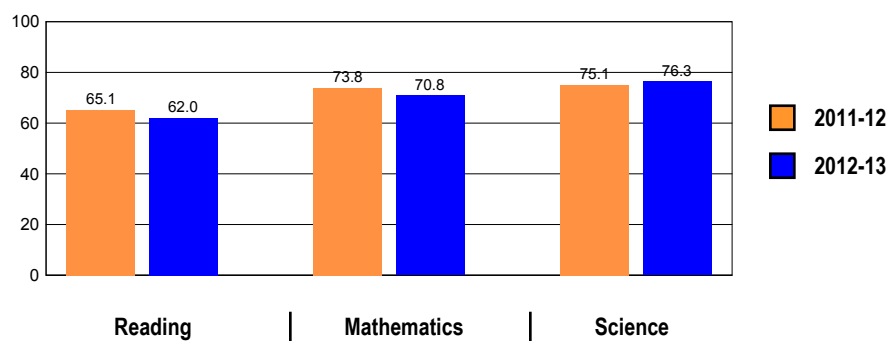
IAA

Grade 6



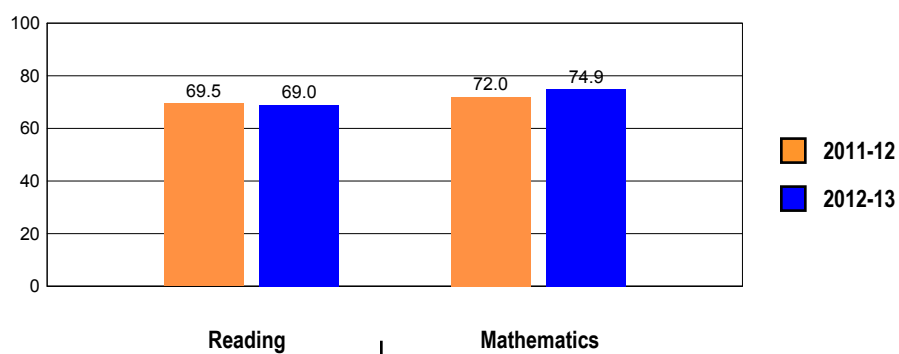
IAA

Grade 7



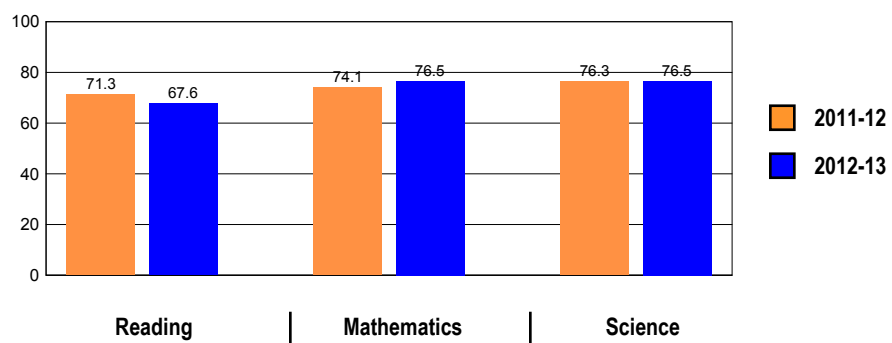
IAA

Grade 8



IAA

Grade 11



## PERFORMANCE ON STATE ASSESSMENTS

Federal law requires that student achievement results for reading, mathematics, and science for schools providing Title I services be reported to the general public.

The Illinois Standards Achievement Test (ISAT) is administered to students in grades 3 through 8. The Prairie State Achievement Examination (PSAE) is administered to students in grade 11. The Illinois Alternate Assessment (IAA) is administered to students with disabilities whose Individualized Education Programs (IEPs) indicate that participation in the ISAT or PSAE would not be appropriate.

Students with disabilities have an IEP (No Child Left Behind Act). An IEP is a written plan for a child with a disability who is eligible to receive special education services under the Individuals with Disabilities Education Act.

Reading and Mathematics are tested in grades 3 through 8 and 11. Science is tested in grades 4, 7, and 11.

In order to protect students' identities, test data for groups of fewer than ten students are not reported.

PERCENTAGE OF STUDENTS NOT TESTED IN STATE TESTING PROGRAMS FOR READING															
		Gender			Racial/Ethnic Background							LEP	Migrant	Students with Disabilities	Economically Disadvantaged
		All	Male	Female	White	Black	Hispanic	Asian	Native Hawaiian/Pacific Islander	American Indian	Two or More Races				
	<b>*Enrollment</b>	1,067,095	545,884	521,053	542,053	188,403	253,427	46,751	1,561	3,694	30,704	73,555	276	143,695	542,427
	<b>Reading</b>	0.4	0.4	0.3	0.3	0.6	0.3	0.2	0.3	0.4	0.4	0.6	1.1	0.8	0.5

\* Enrollment as reported during the testing windows for grades 3 - 8 and 11.

Number of LEP Students who have attended schools in the U.S. for less than 12 months and are not assessed on the State's reading/language arts test: 1606

PERCENTAGE OF STUDENTS NOT TESTED IN STATE TESTING PROGRAMS FOR MATHEMATICS															
		Gender			Racial/Ethnic Background							LEP	Migrant	Students with Disabilities	Economically Disadvantaged
		All	Male	Female	White	Black	Hispanic	Asian	Native Hawaiian/Pacific Islander	American Indian	Two or More Races				
	<b>*Enrollment</b>	1,068,846	546,846	521,842	542,440	188,509	254,061	47,334	1,565	3,709	30,726	75,331	278	143,714	543,668
	<b>Mathematics</b>	0.4	0.4	0.3	0.3	0.6	0.3	0.2	0.3	0.3	0.4	0.3	0.7	0.9	0.5

\* Enrollment as reported during the testing windows for grades 3 - 8 and 11.

PERCENTAGE OF STUDENTS NOT TESTED IN STATE TESTING PROGRAMS FOR SCIENCE															
		Gender			Racial/Ethnic Background							LEP	Migrant	Students with Disabilities	Economically Disadvantaged
		All	Male	Female	White	Black	Hispanic	Asian	Native Hawaiian/Pacific Islander	American Indian	Two or More Races				
	<b>*Enrollment</b>	455,414	232,478	222,882	234,340	79,949	105,892	20,304	615	1,520	12,626	25,072	106	60,808	223,602
	<b>Science</b>	0.6	0.7	0.5	0.5	1.1	0.6	0.3	0.7	0.7	0.7	0.7	0.9	1.4	0.8

\* Enrollment as reported during the testing windows for grades 4, 7, and 11.

## ILLINOIS STANDARDS ACHIEVEMENT TEST (ISAT)

The following tables show the percentages of student scores in each of four performance levels. These levels were established with the help of Illinois educators who teach the grade levels and learning areas tested. Due to rounding, the sum of the percentages in the four performance levels may not always equal 100.

- Level 1 -- Academic Warning - Student work demonstrates limited knowledge and skills in the subject. Because of major gaps in learning, students apply knowledge and skills ineffectively.
- Level 2 -- Below Standards - Student work demonstrates basic knowledge and skills in the subject. However, because of gaps in learning, students apply knowledge and skills in limited ways.
- Level 3 -- Meets Standards - Student work demonstrates proficient knowledge and skills in the subject. Students effectively apply knowledge and skills to solve problems.
- Level 4 -- Exceeds Standards - Student work demonstrates advanced knowledge and skills in the subject. Students creatively apply knowledge and skills to solve problems and evaluate the results.

### Grade 3

#### Grade 3 - All

Levels	Reading				Mathematics			
	1	2	3	4	1	2	3	4
	6.7	34.5	39.4	19.4	6.9	38.2	43.7	11.1

#### Grade 3 - Gender

Levels	Reading				Mathematics			
	1	2	3	4	1	2	3	4
Male	8.2	37.6	38.2	16.0	7.2	37.1	43.9	11.8
Female	5.1	31.3	40.7	23.0	6.6	39.4	43.5	10.4

#### Grade 3 - Racial/Ethnic Background

Levels	Reading				Mathematics			
	1	2	3	4	1	2	3	4
White	3.3	25.2	44.7	26.8	3.0	28.8	53.2	15.0
Black	11.8	47.7	32.4	8.1	15.5	53.5	27.9	3.1
Hispanic	10.8	46.7	33.2	9.3	9.6	50.0	35.5	4.9
Asian	2.2	18.1	42.5	37.1	2.2	18.0	47.4	32.4
Native Hawaiian/Pacific Islander	7.5	34.0	38.5	20.0	6.5	35.8	45.3	12.4
American Indian	8.7	41.6	36.7	13.0	7.2	46.8	38.9	7.2
Two or More Races	4.7	30.3	41.6	23.4	5.9	35.7	44.8	13.6

#### Grade 3 - Limited-English-Proficient

Levels	Reading				Mathematics			
	1	2	3	4	1	2	3	4
	15.6	59.5	22.4	2.4	12.9	58.1	26.6	2.3

#### Grade 3 - Migrant

Levels	Reading				Mathematics			
	1	2	3	4	1	2	3	4
	16.7	61.9	19.0	2.4	16.3	60.5	18.6	4.7

#### Grade 3 - Students with Disabilities

Levels	Reading				Mathematics			
	1	2	3	4	1	2	3	4
IEP	25.5	49.1	19.7	5.8	19.6	50.5	26.1	3.8
Non-IEP	4.0	32.4	42.2	21.4	5.2	36.5	46.2	12.2

**Grade 3 - Economically Disadvantaged**

Levels	Reading				Mathematics			
	1	2	3	4	1	2	3	4
Free/Reduced Price Lunch	10.6	46.1	34.4	8.9	11.1	50.0	34.6	4.3
Not Eligible	2.1	20.9	45.3	31.7	2.1	24.5	54.4	19.1

**Grade 4****Grade 4 - All**

Levels	Reading				Mathematics				Science			
	1	2	3	4	1	2	3	4	1	2	3	4
	6.2	34.6	44.3	14.9	6.6	33.2	48.4	11.8	2.1	17.0	59.9	21.0

**Grade 4 - Gender**

Levels	Reading				Mathematics				Science			
	1	2	3	4	1	2	3	4	1	2	3	4
Male	7.9	36.1	43.0	13.0	7.3	32.8	47.5	12.4	2.4	16.8	58.2	22.6
Female	4.4	32.9	45.7	17.0	5.9	33.5	49.4	11.2	1.7	17.1	61.7	19.4

**Grade 4 - Racial/Ethnic Background**

Levels	Reading				Mathematics				Science			
	1	2	3	4	1	2	3	4	1	2	3	4
White	3.2	25.4	50.8	20.6	3.5	25.4	55.4	15.7	0.8	9.5	60.7	29.0
Black	12.3	48.9	33.3	5.6	13.8	47.4	35.4	3.4	4.9	31.8	55.7	7.7
Hispanic	8.8	46.8	37.7	6.6	8.8	42.5	43.6	5.1	2.8	23.8	62.8	10.6
Asian	2.2	16.3	49.6	31.9	2.4	13.4	48.5	35.8	1.1	6.8	51.4	40.6
Native Hawaiian/Pacific Islander	3.9	31.2	47.3	17.6	5.4	32.7	48.3	13.7	1.5	12.2	62.4	23.9
American Indian	9.1	42.5	37.6	10.9	9.8	41.2	39.4	9.6	3.6	21.7	61.6	13.1
Two or More Races	5.1	30.5	46.3	18.1	6.2	32.6	47.5	13.7	1.9	14.7	60.1	23.2

**Grade 4 - Limited-English-Proficient**

Levels	Reading				Mathematics				Science			
	1	2	3	4	1	2	3	4	1	2	3	4
	22.1	64.2	13.1	0.6	20.1	56.2	22.5	1.2	7.3	44.4	46.6	1.6

**Grade 4 - Migrant**

Levels	Reading				Mathematics				Science			
	1	2	3	4	1	2	3	4	1	2	3	4
	8.1	62.2	27.0	2.7	13.2	50.0	36.8	0.0	2.6	50.0	42.1	5.3

**Grade 4 - Students with Disabilities**

Levels	Reading				Mathematics				Science			
	1	2	3	4	1	2	3	4	1	2	3	4
IEP	28.0	48.4	19.8	3.9	24.1	47.3	25.2	3.4	6.9	35.6	50.0	7.6
Non-IEP	3.0	32.6	47.9	16.5	4.1	31.1	51.8	13.0	1.4	14.3	61.4	23.0

**Grade 4 - Economically Disadvantaged**

Levels	Reading				Mathematics				Science			
	1	2	3	4	1	2	3	4	1	2	3	4
Free/Reduced Price Lunch	9.7	46.6	37.3	6.4	10.3	43.9	41.3	4.5	3.3	25.4	61.0	10.3
Not Eligible	2.2	21.0	52.2	24.6	2.5	21.0	56.4	20.1	0.7	7.4	58.7	33.2

**Grade 5****Grade 5 - All**

Levels	Reading				Mathematics			
	1	2	3	4	1	2	3	4
	6.3	34.8	42.7	16.2	7.2	33.4	47.7	11.7

**Grade 5 - Gender**

Levels	Reading				Mathematics			
	1	2	3	4	1	2	3	4
Male	7.9	36.4	41.6	14.1	8.2	33.0	46.3	12.5
Female	4.7	33.1	43.8	18.4	6.1	33.9	49.2	10.9

**Grade 5 - Racial/Ethnic Background**

Levels	Reading				Mathematics			
	1	2	3	4	1	2	3	4
White	3.1	25.1	49.4	22.3	3.9	26.0	54.7	15.5
Black	12.4	50.4	31.8	5.5	15.2	48.1	33.8	2.9
Hispanic	9.4	46.7	36.2	7.6	9.1	41.9	43.7	5.3
Asian	2.3	17.7	44.9	35.1	2.4	14.1	46.7	36.9
Native Hawaiian/Pacific Islander	4.3	32.9	50.7	12.1	4.8	27.8	56.0	11.5
American Indian	9.4	43.3	38.7	8.7	8.4	41.0	44.7	5.9
Two or More Races	5.2	31.6	43.9	19.3	6.9	32.0	46.1	15.0

**Grade 5 - Limited-English-Proficient**

Levels	Reading				Mathematics			
	1	2	3	4	1	2	3	4
	29.8	61.5	8.2	0.5	23.9	56.0	19.2	0.9

**Grade 5 - Migrant**

Levels	Reading				Mathematics			
	1	2	3	4	1	2	3	4
	21.1	60.5	18.4	0.0	21.1	52.6	26.3	0.0

**Grade 5 - Students with Disabilities**

Levels	Reading				Mathematics			
	1	2	3	4	1	2	3	4
IEP	28.4	50.6	17.5	3.5	26.2	47.7	23.3	2.7
Non-IEP	3.1	32.5	46.3	18.0	4.4	31.3	51.2	13.0

**Grade 5 - Economically Disadvantaged**

Levels	Reading				Mathematics			
	1	2	3	4	1	2	3	4
Free/Reduced Price Lunch	10.2	47.1	35.9	6.8	11.0	44.1	40.6	4.2
Not Eligible	2.1	21.2	50.2	26.5	2.9	21.6	55.5	19.9

**Grade 6****Grade 6 - All**

Levels	Reading				Mathematics			
	1	2	3	4	1	2	3	4
	6.1	35.0	42.7	16.2	7.2	33.1	47.0	12.6

**Grade 6 - Gender**

Levels	Reading				Mathematics			
	1	2	3	4	1	2	3	4
Male	8.0	37.9	41.2	13.0	8.4	33.6	45.0	13.0
Female	4.1	31.9	44.4	19.5	6.0	32.7	49.2	12.2

**Grade 6 - Racial/Ethnic Background**

Levels	Reading				Mathematics			
	1	2	3	4	1	2	3	4
White	3.5	27.1	47.8	21.6	4.1	25.6	53.7	16.7
Black	11.7	48.5	33.6	6.3	15.3	47.7	33.6	3.4
Hispanic	8.1	45.1	38.7	8.1	8.7	41.9	43.4	5.9
Asian	2.2	17.5	43.4	36.8	2.5	14.2	45.2	38.1
Native Hawaiian/Pacific Islander	10.6	32.4	42.1	14.8	8.3	36.1	43.5	12.0
American Indian	7.7	45.4	36.9	10.0	9.3	43.8	39.1	7.9
Two or More Races	5.0	30.5	44.3	20.2	6.9	30.1	47.3	15.7

**Grade 6 - Limited-English-Proficient**

Levels	Reading				Mathematics			
	1	2	3	4	1	2	3	4
	28.6	61.2	9.5	0.7	25.8	57.8	15.3	1.0

**Grade 6 - Migrant**

Levels	Reading				Mathematics			
	1	2	3	4	1	2	3	4
	10.9	56.5	21.7	10.9	17.0	46.8	36.2	0.0

**Grade 6 - Students with Disabilities**

Levels	Reading				Mathematics			
	1	2	3	4	1	2	3	4
IEP	29.0	52.7	15.6	2.8	29.4	49.4	18.9	2.3
Non-IEP	2.9	32.5	46.6	18.1	4.1	30.9	51.0	14.1

**Grade 6 - Economically Disadvantaged**

Levels	Reading				Mathematics			
	1	2	3	4	1	2	3	4
Free/Reduced Price Lunch	9.6	46.2	37.1	7.2	11.1	43.9	40.0	5.0
Not Eligible	2.3	22.9	48.9	25.9	3.0	21.4	54.7	20.9

**Grade 7****Grade 7 - All**

Levels	Reading				Mathematics				Science			
	1	2	3	4	1	2	3	4	1	2	3	4
	6.5	35.0	43.6	14.9	7.0	34.0	46.7	12.4	6.9	14.1	54.3	24.7

**Grade 7 - Gender**

Levels	Reading				Mathematics				Science			
	1	2	3	4	1	2	3	4	1	2	3	4
Male	8.5	37.4	42.1	11.9	8.5	34.5	44.2	12.8	8.3	14.6	50.6	26.5
Female	4.4	32.5	45.1	18.0	5.4	33.4	49.3	11.9	5.4	13.5	58.2	22.8



**Grade 7 - Racial/Ethnic Background**

Levels	Reading				Mathematics				Science			
	1	2	3	4	1	2	3	4	1	2	3	4
White	4.0	28.2	48.4	19.4	4.1	27.3	52.5	16.1	3.6	9.0	53.2	34.2
Black	12.3	47.6	34.2	5.9	14.2	47.5	35.0	3.3	14.3	24.0	54.0	7.7
Hispanic	8.3	43.8	39.6	8.3	8.6	42.2	43.3	6.0	9.1	19.3	59.0	12.6
Asian	2.3	16.7	47.7	33.3	2.3	13.4	46.0	38.4	2.8	5.3	45.7	46.2
Native Hawaiian/Pacific Islander	5.2	36.6	43.3	14.9	6.7	34.9	44.6	13.8	6.0	15.3	55.6	23.1
American Indian	9.7	39.2	39.3	11.8	9.4	40.5	41.3	8.7	9.5	17.7	53.0	19.8
Two or More Races	6.1	31.3	43.7	18.9	6.9	31.6	45.5	15.9	6.4	12.4	51.2	29.9

**Grade 7 - Limited-English-Proficient**

Levels	Reading				Mathematics				Science			
	1	2	3	4	1	2	3	4	1	2	3	4
	28.3	62.6	8.8	0.4	25.4	58.6	15.2	0.8	27.3	38.5	33.2	1.0

**Grade 7 - Migrant**

Levels	Reading				Mathematics				Science			
	1	2	3	4	1	2	3	4	1	2	3	4
	28.2	53.8	15.4	2.6	17.5	60.0	22.5	0.0	22.5	25.0	52.5	0.0

**Grade 7 - Students with Disabilities**

Levels	Reading				Mathematics				Science			
	1	2	3	4	1	2	3	4	1	2	3	4
IEP	30.7	52.7	14.7	1.9	30.8	51.2	16.2	1.7	24.0	31.3	39.0	5.7
Non-IEP	3.1	32.5	47.7	16.7	3.6	31.5	51.0	13.9	4.5	11.7	56.5	27.4

**Grade 7 - Economically Disadvantaged**

Levels	Reading				Mathematics				Science			
	1	2	3	4	1	2	3	4	1	2	3	4
Free/Reduced Price Lunch	10.3	45.9	37.1	6.8	10.8	44.8	39.6	4.8	10.8	20.7	56.7	11.7
Not Eligible	2.6	23.8	50.3	23.3	3.0	22.8	54.0	20.2	2.8	7.2	51.8	38.2

**Grade 8****Grade 8 - All**

Levels	Reading				Mathematics			
	1	2	3	4	1	2	3	4
	5.9	34.4	41.7	18.1	5.4	35.7	45.7	13.2

**Grade 8 - Gender**

Levels	Reading				Mathematics			
	1	2	3	4	1	2	3	4
Male	8.0	36.9	39.5	15.6	6.5	36.1	44.0	13.4
Female	3.7	31.7	43.9	20.7	4.2	35.4	47.4	12.9

**Grade 8 - Racial/Ethnic Background**

Levels	Reading				Mathematics			
	1	2	3	4	1	2	3	4
White	3.8	26.5	45.2	24.5	3.5	28.5	50.6	17.3
Black	11.1	48.9	33.9	6.1	11.2	51.9	33.6	3.3
Hispanic	7.1	44.0	39.5	9.4	5.5	43.4	44.6	6.5
Asian	2.5	17.0	43.6	36.8	1.9	14.2	44.6	39.3
Native Hawaiian/Pacific Islander	8.3	38.4	40.7	12.6	4.0	39.3	47.9	8.9
American Indian	6.8	40.2	42.8	10.2	7.5	41.7	41.1	9.7
Two or More Races	5.6	31.5	40.5	22.4	5.5	34.8	43.0	16.7

**Grade 8 - Limited-English-Proficient**

Levels	Reading				Mathematics			
	1	2	3	4	1	2	3	4
	25.7	65.0	8.9	0.4	17.0	64.7	17.1	1.2

**Grade 8 - Migrant**

Levels	Reading				Mathematics			
	1	2	3	4	1	2	3	4
	17.5	55.0	25.0	2.5	19.5	48.8	29.3	2.4

**Grade 8 - Students with Disabilities**

Levels	Reading				Mathematics			
	1	2	3	4	1	2	3	4
IEP	29.7	53.6	14.2	2.5	26.3	56.7	15.1	1.9
Non-IEP	2.5	31.6	45.5	20.3	2.5	32.8	50.0	14.7

**Grade 8 - Economically Disadvantaged**

Levels	Reading				Mathematics			
	1	2	3	4	1	2	3	4
Free/Reduced Price Lunch	9.1	46.0	36.8	8.0	8.3	47.3	39.3	5.1
Not Eligible	2.7	22.8	46.5	28.1	2.5	24.3	52.0	21.1

**PRAIRIE STATE ACHIEVEMENT EXAMINATION (PSAE)**

The following tables show the percentages of student scores in each of four performance levels. These levels were established with the help of Illinois educators who teach the grade levels and learning areas tested. Due to rounding, the sum of the percentages in the four performance levels may not always equal 100.

- Level 1 -- Academic Warning - Student work demonstrates limited knowledge and skills in the subject. Because of major gaps in learning, students apply knowledge and skills ineffectively.
- Level 2 -- Below Standards - Student work demonstrates basic knowledge and skills in the subject. However, because of gaps in learning, students apply knowledge and skills in limited ways.
- Level 3 -- Meets Standards - Student work demonstrates proficient knowledge and skills in the subject. Students effectively apply knowledge and skills to solve problems.
- Level 4 -- Exceeds Standards - Student work demonstrates advanced knowledge and skills in the subject. Students creatively apply knowledge and skills to solve problems and evaluate the results.

**Grade 11****Grade 11 - All**

Levels	Reading				Mathematics				Science			
	1	2	3	4	1	2	3	4	1	2	3	4
	8.2	37.1	42.9	11.9	9.9	38.3	42.4	9.4	9.2	41.4	38.0	11.4

**Grade 11 - Gender**

Levels	Reading				Mathematics				Science			
	1	2	3	4	1	2	3	4	1	2	3	4
Male	10.6	37.1	40.5	11.9	10.0	36.4	42.7	10.9	9.5	38.0	38.7	13.9
Female	5.7	37.1	45.3	11.9	9.9	40.2	42.1	7.8	9.0	44.8	37.3	8.9

**Grade 11 - Racial/Ethnic Background**

Levels	Reading				Mathematics				Science			
	1	2	3	4	1	2	3	4	1	2	3	4
White	4.8	27.5	50.9	16.9	4.9	30.0	52.1	12.9	4.3	31.3	47.9	16.5
Black	15.7	55.4	27.0	1.9	24.2	54.7	20.3	0.8	22.5	59.8	16.6	1.1
Hispanic	11.7	50.8	33.4	4.1	13.0	50.8	33.5	2.7	12.8	56.4	27.4	3.4
Asian	4.8	23.3	48.7	23.2	3.5	20.4	48.5	27.5	4.4	25.9	46.3	23.4
Native Hawaiian/Pacific Islander	8.9	35.8	44.7	10.6	7.3	38.2	47.2	7.3	5.7	42.3	43.9	8.1
American Indian	8.6	42.1	39.2	10.1	14.0	41.6	39.5	4.9	10.9	43.7	37.5	8.0
Two or More Races	7.2	32.8	44.3	15.7	8.4	37.3	42.2	12.1	7.3	39.1	39.2	14.4

**Grade 11 - Limited-English-Proficient**

Levels	Reading				Mathematics				Science			
	1	2	3	4	1	2	3	4	1	2	3	4
	49.0	46.3	4.7	0.1	43.6	47.6	8.3	0.5	49.9	45.6	4.3	0.2

**Grade 11 - Migrant**

Levels	Reading				Mathematics				Science			
	1	2	3	4	1	2	3	4	1	2	3	4
	36.0	40.0	24.0	0.0	36.0	32.0	32.0	0.0	24.0	52.0	24.0	0.0

**Grade 11 - Students with Disabilities**

Levels	Reading				Mathematics				Science			
	1	2	3	4	1	2	3	4	1	2	3	4
IEP	32.3	49.9	15.5	2.3	41.0	44.8	12.7	1.4	38.8	44.8	13.5	2.9
Non-IEP	5.2	35.5	46.3	13.1	6.1	37.5	46.1	10.3	5.6	41.0	41.0	12.4

**Grade 11 - Economically Disadvantaged**

Levels	Reading				Mathematics				Science			
	1	2	3	4	1	2	3	4	1	2	3	4
Free/Reduced Price Lunch	13.8	51.1	31.6	3.5	17.3	51.5	29.3	2.0	16.5	56.2	24.4	2.8
Not Eligible	4.1	26.9	51.0	17.9	4.6	28.8	51.9	14.7	4.0	30.7	47.7	17.5

**ILLINOIS ALTERNATE ASSESSMENT (IAA)**

The Illinois Alternate Assessment (IAA) is administered to students with disabilities whose Individualized Education Programs (IEPs) indicate that participation in the ISAT or PSAE would not be appropriate. The table below presents the percentages of student scores in each of four performance levels.

- Level 1 -- Entry - Students do not demonstrate knowledge and skills in the subject through links to the Illinois Learning Standards.
- Level 2 --Foundational - Students demonstrate emerging knowledge and skills in the subject as linked to the Illinois Learning Standards. Students exhibit an ability to reproduce knowledge and skills.
- Level 3 -- Satisfactory - Students demonstrate basic knowledge and skills in the subject through links to the Illinois Learning Standards. Students exhibit an ability to associate their knowledge and skills.
- Level 4 -- Mastery - Students demonstrate knowledge and skills in the subject through links to the Illinois Learning Standards. Students exhibit the ability to apply their knowledge and skills.

**Grade 3****Grade 3 - All**

Levels	Reading				Mathematics			
	1	2	3	4	1	2	3	4
	17.7	28.1	46.5	7.7	22.4	18.4	36.6	22.5

**Grade 3 - Gender**

Levels	Reading				Mathematics			
	1	2	3	4	1	2	3	4
Male	17.1	28.3	46.0	8.6	21.7	18.4	35.8	24.1
Female	18.9	28.1	47.2	5.8	24.0	18.7	37.8	19.5

**Grade 3 - Racial/Ethnic Background**

Levels	Reading				Mathematics			
	1	2	3	4	1	2	3	4
White	14.6	28.1	49.0	8.3	18.7	17.9	38.8	24.6
Black	19.8	26.7	45.7	7.9	24.8	19.6	33.7	22.0
Hispanic	20.7	26.8	44.7	7.8	25.6	17.9	33.6	22.8
Asian	25.4	40.3	32.8	1.5	32.8	14.9	40.3	11.9
Native Hawaiian/Pacific Islander								
American Indian								
Two or More Races	13.0	38.9	42.6	5.6	18.5	29.6	38.9	13.0

**Grade 3 - Limited-English-Proficient**

Levels	Reading				Mathematics			
	1	2	3	4	1	2	3	4
	21.3	25.4	46.3	7.0	23.2	17.6	36.4	22.8

**Grade 3 - Economically Disadvantaged**

Levels	Reading				Mathematics			
	1	2	3	4	1	2	3	4
Free/Reduced Price Lunch	15.4	26.4	49.5	8.7	20.3	17.9	37.1	24.6
Not Eligible	21.0	30.7	42.1	6.1	25.5	19.2	35.9	19.4

**Grade 4****Grade 4 - All**

Levels	Reading				Mathematics				Science			
	1	2	3	4	1	2	3	4	1	2	3	4
	20.0	27.7	36.1	16.1	16.8	18.0	50.2	15.0	12.7	20.2	28.0	39.1

**Grade 4 - Gender**

Levels	Reading				Mathematics				Science			
	1	2	3	4	1	2	3	4	1	2	3	4
Male	19.7	26.4	36.6	17.3	16.8	17.1	49.1	17.0	12.4	20.1	26.5	41.0
Female	20.6	30.2	35.4	13.8	16.9	19.7	52.4	11.1	13.4	20.0	31.1	35.5

**Grade 4 - Racial/Ethnic Background**

Levels	Reading				Mathematics				Science			
	1	2	3	4	1	2	3	4	1	2	3	4
White	18.8	25.8	36.2	19.2	14.3	17.8	52.1	15.8	10.3	20.8	26.2	42.7
Black	21.1	26.2	37.0	15.7	19.0	13.9	52.8	14.4	14.6	17.2	29.5	38.7
Hispanic	21.8	30.4	35.1	12.7	18.6	20.0	46.7	14.7	13.9	21.8	29.3	35.0
Asian	21.1	36.6	36.6	5.6	22.5	29.6	39.4	8.5	20.0	22.9	28.6	28.6
Native Hawaiian/Pacific Islander												
American Indian	20.0	20.0	60.0	0.0	20.0	0.0	60.0	20.0	10.0	30.0	30.0	30.0
Two or More Races	16.1	33.9	32.3	17.7	16.1	22.6	45.2	16.1	16.1	12.9	32.3	38.7

**Grade 4 - Limited-English-Proficient**

Levels	Reading				Mathematics				Science			
	1	2	3	4	1	2	3	4	1	2	3	4
	21.1	29.1	41.1	8.7	18.5	19.9	50.0	11.6	13.9	21.5	31.8	32.8

**Grade 4 - Economically Disadvantaged**

Levels	Reading				Mathematics				Science			
	1	2	3	4	1	2	3	4	1	2	3	4
Free/Reduced Price Lunch	19.2	27.3	36.8	16.8	16.5	16.7	51.0	15.9	12.0	18.5	27.9	41.7
Not Eligible	21.3	28.3	35.2	15.2	17.3	19.9	49.1	13.7	13.7	22.7	28.3	35.3

**Grade 5****Grade 5 - All**

Levels	Reading				Mathematics			
	1	2	3	4	1	2	3	4
	25.2	16.9	18.0	39.8	14.3	23.2	49.5	13.0

**Grade 5 - Gender**

Levels	Reading				Mathematics			
	1	2	3	4	1	2	3	4
Male	24.9	18.2	17.4	39.5	14.3	23.4	48.9	13.5
Female	25.3	14.4	19.3	41.0	14.0	22.6	51.2	12.2

**Grade 5 - Racial/Ethnic Background**

Levels	Reading				Mathematics			
	1	2	3	4	1	2	3	4
White	24.1	15.8	18.6	41.5	13.2	23.3	49.3	14.2
Black	25.4	16.1	16.1	42.4	14.2	22.9	49.6	13.3
Hispanic	27.6	19.7	18.9	33.9	16.3	25.0	48.2	10.5
Asian	26.1	21.7	18.8	33.3	15.9	23.2	53.6	7.2
Native Hawaiian/Pacific Islander								
American Indian								
Two or More Races	19.6	15.7	15.7	49.0	13.7	9.8	60.8	15.7

**Grade 5 - Limited-English-Proficient**

Levels	Reading				Mathematics			
	1	2	3	4	1	2	3	4
	23.3	24.2	19.9	32.6	14.0	22.5	52.5	11.0

**Grade 5 - Economically Disadvantaged**

Levels	Reading				Mathematics			
	1	2	3	4	1	2	3	4
Free/Reduced Price Lunch	22.4	15.7	18.9	43.0	12.5	20.7	52.4	14.4
Not Eligible	29.3	18.6	16.8	35.4	16.9	26.8	45.2	11.1

**Grade 6****Grade 6 - All**

Levels	Reading				Mathematics			
	1	2	3	4	1	2	3	4
	13.4	20.8	41.2	24.6	11.3	14.8	35.4	38.4

**Grade 6 - Gender**

Levels	Reading				Mathematics			
	1	2	3	4	1	2	3	4
Male	13.9	21.4	40.4	24.4	10.9	15.6	34.7	38.8
Female	12.7	19.7	42.7	24.9	12.1	13.3	36.9	37.7

**Grade 6 - Racial/Ethnic Background**

Levels	Reading				Mathematics			
	1	2	3	4	1	2	3	4
White	12.4	19.3	41.9	26.4	9.8	14.7	34.3	41.2
Black	15.3	19.5	39.6	25.6	12.1	15.5	36.7	35.8
Hispanic	13.9	23.7	41.8	20.5	13.5	14.0	35.9	36.7
Asian	13.3	29.3	42.7	14.7	10.7	20.0	40.0	29.3
Native Hawaiian/Pacific Islander								
American Indian								
Two or More Races	11.9	22.0	39.0	27.1	13.6	10.2	35.6	40.7

**Grade 6 - Limited-English-Proficient**

Levels	Reading				Mathematics			
	1	2	3	4	1	2	3	4
	10.7	23.2	45.1	21.0	12.6	13.9	34.5	39.0

**Grade 6 - Economically Disadvantaged**

Levels	Reading				Mathematics			
	1	2	3	4	1	2	3	4
Free/Reduced Price Lunch	12.1	18.8	43.0	26.1	10.7	13.6	35.0	40.6
Not Eligible	15.7	23.9	38.2	22.1	12.4	16.7	36.1	34.8

**Grade 7****Grade 7 - All**

Levels	Reading				Mathematics				Science			
	1	2	3	4	1	2	3	4	1	2	3	4
	15.2	22.8	46.7	15.3	15.0	14.2	48.3	22.5	6.5	17.2	33.7	42.7

**Grade 7 - Gender**

Levels	Reading				Mathematics				Science			
	1	2	3	4	1	2	3	4	1	2	3	4
Male	15.1	23.1	46.3	15.6	14.1	14.4	47.7	23.8	6.4	16.6	33.1	43.9
Female	15.5	22.2	47.5	14.9	16.8	13.9	49.4	19.8	6.5	18.4	34.8	40.2

**Grade 7 - Racial/Ethnic Background**

Levels	Reading				Mathematics				Science			
	1	2	3	4	1	2	3	4	1	2	3	4
White	14.2	24.2	46.5	15.1	14.9	13.7	48.2	23.2	5.5	18.0	32.4	44.1
Black	15.8	20.8	47.6	15.8	15.4	13.7	48.6	22.2	7.3	16.5	35.1	41.1
Hispanic	17.7	20.4	48.1	13.7	15.3	15.9	48.1	20.7	8.4	15.4	34.8	41.5
Asian	15.3	36.1	37.5	11.1	15.5	19.7	45.1	19.7	5.6	28.2	38.0	28.2
Native Hawaiian/Pacific Islander												
American Indian												
Two or More Races	13.8	13.8	46.6	25.9	12.1	12.1	46.6	29.3	5.2	10.3	29.3	55.2

**Grade 7 - Limited-English-Proficient**

Levels	Reading				Mathematics				Science			
	1	2	3	4	1	2	3	4	1	2	3	4
	10.2	23.5	49.0	17.3	11.7	12.2	46.9	29.1	5.1	13.8	32.3	48.7

**Grade 7 - Economically Disadvantaged**

Levels	Reading				Mathematics				Science			
	1	2	3	4	1	2	3	4	1	2	3	4
Free/Reduced Price Lunch	13.6	20.7	49.1	16.6	13.2	13.4	49.1	24.4	5.8	15.0	31.9	47.4
Not Eligible	17.5	25.7	43.3	13.5	17.6	15.4	47.2	19.7	7.5	20.4	36.2	35.9

**Grade 8****Grade 8 - All**

Levels	Reading				Mathematics			
	1	2	3	4	1	2	3	4
	15.9	15.1	43.7	25.3	10.6	14.5	44.0	30.9

**Grade 8 - Gender**

Levels	Reading				Mathematics			
	1	2	3	4	1	2	3	4
Male	14.8	16.7	44.2	24.4	10.3	15.3	42.9	31.5
Female	17.8	12.4	43.0	26.8	11.0	13.3	45.6	30.1

**Grade 8 - Racial/Ethnic Background**

Levels	Reading				Mathematics			
	1	2	3	4	1	2	3	4
White	13.8	13.0	47.0	26.2	9.5	13.1	45.5	31.9
Black	15.8	15.2	42.4	26.6	10.5	15.2	44.9	29.5
Hispanic	18.2	19.4	40.2	22.3	12.0	16.9	40.4	30.7
Asian	23.2	16.1	37.5	23.2	12.5	14.3	48.2	25.0
Native Hawaiian/Pacific Islander								
American Indian								
Two or More Races	23.8	19.0	35.7	21.4	16.7	16.7	31.0	35.7

**Grade 8 - Limited-English-Proficient**

Levels	Reading				Mathematics			
	1	2	3	4	1	2	3	4
	15.6	22.1	40.2	22.1	9.5	16.1	45.2	29.1

**Grade 8 - Economically Disadvantaged**

Levels	Reading				Mathematics			
	1	2	3	4	1	2	3	4
Free/Reduced Price Lunch	13.4	13.7	45.0	28.0	8.8	13.7	44.0	33.5
Not Eligible	19.3	17.2	42.0	21.5	13.0	15.7	43.9	27.4

**Grade 11****Grade 11 - All**

Levels	Reading				Mathematics				Science			
	1	2	3	4	1	2	3	4	1	2	3	4
	15.4	17.0	52.6	15.0	13.2	10.3	58.4	18.1	11.8	11.7	27.5	49.0

**Grade 11 - Gender**

Levels	Reading				Mathematics				Science			
	1	2	3	4	1	2	3	4	1	2	3	4
Male	14.2	17.3	53.0	15.5	12.2	10.4	57.5	19.9	11.1	11.4	27.0	50.5
Female	17.1	16.4	52.2	14.3	14.9	9.7	60.2	15.2	12.9	12.2	28.0	46.9

**Grade 11 - Racial/Ethnic Background**

Levels	Reading				Mathematics				Science			
	1	2	3	4	1	2	3	4	1	2	3	4
White	14.5	16.7	52.5	16.3	11.8	10.1	60.1	18.0	10.1	12.6	24.5	52.8
Black	15.7	14.7	53.0	16.6	14.2	11.4	55.8	18.5	12.7	10.9	29.1	47.2
Hispanic	13.8	21.8	53.8	10.8	12.3	8.5	60.5	18.8	11.8	10.8	32.3	45.3
Asian	32.8	19.0	37.9	10.3	29.3	12.1	43.1	15.5	27.6	17.2	25.9	29.3
Native Hawaiian/Pacific Islander												
American Indian												
Two or More Races	17.2	10.3	58.6	13.8	17.2	6.9	58.6	17.2	10.3	3.4	24.1	62.1

**Grade 11 - Limited-English-Proficient**

Levels	Reading				Mathematics				Science			
	1	2	3	4	1	2	3	4	1	2	3	4
	16.9	19.2	54.1	9.9	13.4	9.3	57.6	19.8	14.0	11.6	34.3	40.1

**Grade 11 - Economically Disadvantaged**

Levels	Reading				Mathematics				Science			
	1	2	3	4	1	2	3	4	1	2	3	4
Free/Reduced Price Lunch	14.2	15.8	53.4	16.6	12.8	8.8	58.4	20.1	11.4	10.2	27.3	51.1
Not Eligible	16.9	18.4	51.6	13.1	13.8	12.1	58.4	15.7	12.3	13.5	27.7	46.5



## 2013 ADEQUATE YEARLY PROGRESS (AYP) STATUS REPORT - STATE

Is the state making Adequate Yearly Progress (AYP)?	No
Is the state making AYP in Reading?	No
Is the state making AYP in Mathematics?	No

	Percent Tested on State Tests				Percent Meeting/Exceeding Standards *						Other Indicators			
	Reading		Mathematics		Reading			Mathematics			Attendance Rate		Graduation Rate	
	%	Met AYP	%	Met AYP	%	Safe Harbor Target **	Met AYP	%	Safe Harbor Target **	Met AYP	%	Met AYP	%	Met AYP
<b>State AYP Minimum Target</b>	95.0		95.0		92.5			92.5			92.0		85.0	
<b>All</b>	99.6	Yes	99.6	Yes	58.6	62.0	No	58.1	62.7	No	94.2	Yes	83.2	No
<b>White</b>	99.7	Yes	99.7	Yes	69.8	72.4	No	68.9	72.9	No	95.4		89.3	
<b>Black</b>	99.4	Yes	99.4	Yes	38.7	43.4	No	35.3	42.1	No	93.6		70.9	
<b>Hispanic</b>	99.7	Yes	99.7	Yes	44.9	49.8	No	46.9	52.2	No	95.3		76.3	
<b>Asian</b>	99.8	Yes	99.8	Yes	79.3	80.1	No	82.8	84.6	No	96.4		92.0	
<b>Native Hawaiian/ Pacific Islander</b>	99.7	Yes	99.7	Yes	58.9	69.9	No	59.7	70.90	No	95.5		78.0	
<b>American Indian</b>	99.6	Yes	99.7	Yes	49.8	56.3	No	49.2	57.7	No	96.8		78.2	
<b>Two or More Races</b>	99.6	Yes	99.6	Yes	63.5	66.8	No	60.4	65.4	No	94.3		83.1	
<b>LEP</b>	99.4	Yes	99.7	Yes	27.0	34.3	No	33.9	40.9	No	95.5		63.7	
<b>Students with Disabilities</b>	99.2	Yes	99.1	Yes	23.9	31.4	No	26.7	34.7	No	93.8		70.1	
<b>Economically Disadvantaged</b>	99.5	Yes	99.5	Yes	43.2	47.8	No	43.1	48.8	No	94.3		73.0	

### Four Conditions Are Required For Making Adequate Yearly Progress (AYP):

1. At least 95% tested in reading and mathematics for every student group. If the current year participation rate is less than 95%, this condition may be met if the average of the current and preceding year rates is at least 95%, or if the average of the current and two preceding years is at least 95%. Only actual participation rates are printed. If the participation rate printed is less than 95% and yet this school makes AYP, it means that the 95% condition was met by averaging.
2. At least 92.5% meeting/exceeding standards in reading and mathematics for every group. For any group with less than 92.5% meeting/exceeding standards, a 95% confidence interval was applied. Subgroups may meet this condition through Safe Harbor provisions.\*\*\*
3. At least 92% attendance rate.
4. At least 85.0% graduation rate for high schools. The State would first examine whether the school met the target for the four-year graduation rate. If it did not, the State would then determine whether the school met the five-year graduation rate target. If either of those rates were met, this would indicate that the school met the other academic indicator for AYP. The largest number among the 4-year and 5-year graduation rates would be printed.

\* The Full Academic Year provision does not apply at the state level.

\*\* Safe Harbor Targets of 92.5% or above are not printed.

\*\*\*Subgroups with fewer than 45 students are not reported. Safe Harbor only applies to subgroups of 45 or more. In order for Safe Harbor to apply, a subgroup must decrease by 10% the percentage of scores that did not meet standards from the previous year plus meet the other indicators (attendance rate for non-high schools and graduation rate for high schools) for the subgroup. For subgroups that do not meet their Safe Harbor Targets, a 75% confidence interval is applied. Safe Harbor allows schools an alternate method to meet subgroup minimum targets on achievement.

## 2013 STUDENT ACADEMIC GROWTH

Average Growth Value		
	Reading	Math
State	102.1	101.4

Illinois has chosen to use a value table methodology to determine the school and district growth metric based on student performance on large-scale assessments (the ISAT). The numbers contained in the value table represent the number of students in each cell.

The average of all students' academic growth over two year's performance will be used to determine the growth metric.

### Reading

			Performance Level in Year 2							
			Academic Warning		Below Standards		Meets Standards		Exceeds Standards	
			1A	1B	2A	2B	3A	3B	4A	4B
Performance Level in Year 1	Academic Warning	1A	2,006	3,915	1,748	300	34	4	1	
		1B	4,094	15,159	14,252	4,042	471	63	10	1
	Below Standards	2A	1,345	11,522	35,103	27,366	4,773	468	52	3
		2B	352	3,706	29,113	79,854	44,863	8,184	1,062	75
	Meets Standards	3A	54	510	5,179	41,996	78,378	39,528	10,562	1,161
		3B	18	76	678	8,210	41,035	51,105	29,034	6,963
	Exceeds Standards	4A	4	18	90	1,025	8,968	23,214	24,432	11,091
		4B	1	2	7	154	1,923	9,149	17,477	15,406

### Math

			Performance Level in Year 2							
			Academic Warning		Below Standards		Meets Standards		Exceeds Standards	
			1A	1B	2A	2B	3A	3B	4A	4B
Performance Level in Year 1	Academic Warning	1A	1,396	3,423	1,444	203	52	6	1	
		1B	3,164	17,107	17,377	3,855	671	54	5	1
	Below Standards	2A	1,284	14,028	43,372	26,477	6,277	359	24	3
		2B	306	4,188	32,721	63,102	41,558	3,429	143	10
	Meets Standards	3A	71	803	8,015	40,869	108,447	38,810	3,016	184
		3B	13	88	557	3,942	41,946	74,186	24,715	3,773
	Exceeds Standards	4A		3	24	159	2,978	21,250	26,646	11,469
		4B	2	2	3	20	213	2,745	9,111	11,529

## FEDERAL SCHOOL IMPROVEMENT STATUS

Below is a list of the Title I funded schools in the State that are in Federal School Improvement Status as defined by the federal No Child Left Behind Act of 2001. Out of 3,862 schools statewide, 2,508 are Title I schools of which 1,605 schools or 41.6 percent (of all the schools) are in Federal School Improvement Status.

District Name	School ID	School Name	Years in School Improvement
Addison SD 4	190220040021009	Indian Trail Jr High School	3
	190220040022002	Army Trail Elem School	5
	190220040022003	Fullerton Elem School	4
	190220040022004	Lake Park Elem School	3
	190220040022005	Lincoln Elem School	3
Allen-Otter Creek CCSD 65	350500650042001	Ransom Grade School	2
Alsip-Hazlgrn-Oaklwn SD 126	070161260022001	Hazelgreen Elem School	2
	070161260022002	Lane Elem School	2
	070161260022004	Stony Creek Elem School	2
Alton CUSD 11	410570110260001	Alton High School	4
	410570110261006	Alton Middle School	6
	410570110262007	Eunice Smith Elem School	3
	410570110262010	Gilson Brown Elem School	2
	410570110262015	Lewis & Clark Elem School	3
	410570110262024	Lovejoy Elem School	4
	410570110262028	West Elementary School	3
	410570110262029	East Elementary School	4
	410570110262030	North Elementary School	4
Anna CCSD 37	020910370042003	Lincoln Elem School	3
Anna Jonesboro CHSD 81	020910810160001	Anna-Jonesboro High School	6
Arbor Park SD 145	070161450022003	Scarlet Oak Elem School	5
Arcola CUSD 306	110213060262002	Arcola Elementary School	4
Argenta-Oreana CUSD 1	390550010262002	Argenta-Oreana Elementary School	2
Argo CHSD 217	070162170160001	Argo Community High School	6
Armstrong Twp HSD 225	540922250170001	Armstrong High School	6
Arthur CUSD 305	110213050260001	Arthur-Lovington High School	3
	110213050261001	Arthur Jr High School	1

Astoria CUSD 1	220290010262001	Astoria Elem School	2
Atwood Heights SD 125	070161250021001	Hamlin Upper Grade Center	2
	070161250022003	Lawn Manor School	2
	070161250022004	Meadow Lane School	2
Aurora East USD 131	310451310220001	East High School	11
	310451310221002	C F Simmons Middle School	13
	310451310221003	K D Waldo Middle School	13
	310451310221004	Henry W Cowherd Middle School	13
	310451310222004	Olney C Allen Elem School	6
	310451310222005	C M Bardwell Elem School	6
	310451310222006	W S Beaupre Elem School	5
	310451310222007	L D Brady Elem School	5
	310451310222008	G N Dieterich Elem School	5
	310451310222009	John Gates Elem School	5
	310451310222010	Nicholas A Hermes Elem School	5
	310451310222011	C I Johnson Elem School	5
	310451310222012	Rose E Krug Elem School	4
	310451310222013	Oak Park Elem School	5
	310451310222014	Mabel O Donnell Elem School	5
	310451310222015	Edna Rollins Elem School	5
Aurora West USD 129	310451290222005	Freeman Elem School	2
	310451290222007	Greenman Elem School	5
	310451290222008	Hall Elem School	5
	310451290222009	Hill Elem School	5
	310451290222011	McCleery Elem School	4
	310451290222012	Nicholson Elem School	4
	310451290222014	Schneider Elem School	4
	310451290222015	Smith Elem School	5
Ball Chatham CUSD 5	510840050262004	Chatham Elem School	1
Barrington CUSD 220	340492200260004	Barrington High School	2
	340492200261004	Barrington Mdle Sch- Prairie Cmps	2
	340492200262003	Sunny Hill Elem School	5
Bartonville SD 66	480720660022001	Bartonville Elem School	2
Batavia USD 101	310451010221002	Sam Rotolo Middle Sch	3
Beach Park CCSD 3	340490030041006	Beach Park Middle School	4
	340490030042002	Oak Crest School	4
	340490030042004	Howe Elementary School	3
	340490030042005	Newport Elem School	2
	340490030042006	Kenneth Murphy School	3
Beardstown CUSD 15	460090150262002	Brick Elementary School	4
	460090150262003	Gard Elementary School	5

Belle Valley SD 119	500821190022001	Belle Valley Elem School-North	3
Belleville SD 118	500821180022001	Abraham Lincoln Elem School	3
	500821180022004	Douglas Elem School	1
	500821180022005	Franklin Elem School	1
	500821180022006	Henry Raab Elem School	2
	500821180022007	Jefferson Elem School	1
	500821180022010	Union Elem School	1
Belleville Twp HSD 201	500822010170001	Belleville High School-East	5
	500822010170002	Belleville High School-West	6
Bellwood SD 88	060160880021007	Roosevelt Middle School	4
	060160880022001	Grant Elem School	5
	060160880022003	Lincoln Elementary School	4
	060160880022005	McKinley Elem School	4
	060160880022006	Thurgood Marshall Elem School	3
Belvidere CUSD 100	040041000262005	Lincoln Elem School	5
	040041000262008	Washington Academy	5
	040041000262009	Meehan Elementary School	2
Bement CUSD 5	390740050262001	Bement Elementary School	2
Benton CCSD 47	210280470041002	Benton Grade Sch 5-8	5
	210280470042001	Benton Grade Sch K-4	5
Benton Cons HSD 103	210281030130001	Benton Cons High School	5
Berkeley SD 87	060160870021005	MacArthur Middle School	3
	060160870021006	Northlake Middle School	2
	060160870022003	Jefferson Elementary School	3
	060160870022007	J W Riley Elem School	5
	060160870022008	Sunnyside Elementary School	3
	060160870022010	Whittier Elementary School	2
Berwyn North SD 98	060160980021004	Lincoln Middle School	7
	060160980022001	Prairie Oak School	5
	060160980022002	Karel Havlicek Elem School	5
	060160980022003	Jefferson Elem School	2
Berwyn South SD 100	060161000021002	Heritage Middle School	5
	060161000021003	Freedom Middle School	5
	060161000022004	Komensky Elem School	3
	060161000022006	Pershing Elem School	5
Bethalto CUSD 8	410570080261002	Wilbur Trimpe Middle School	2
	410570080262007	Meadowbrook Intermediate Sch	2
	410570080262009	Parkside Primary School	1

Bethel SD 82	250410820022001	Bethel Grade School	2
Bloom Twp HSD 206	070162060170001	Bloom High School	11
	070162060170002	Bloom Trail High School	11
Bloomington SD 87	170640870252003	Bent Elem School	3
	170640870252006	Irving Elementary School	3
	170640870252011	Sheridan Elem School	3
Bond County CUSD 2	030030020262003	Greenville Elem School	4
Bourbonnais SD 53	320460530022002	Shabbona Elem School	2
Braceville SD 75	240320750022001	Braceville Elem School	2
Bradley Bourbonnais CHSD 307	320463070160001	Bradley-Bourbonnais C High School	5
Bremen CHSD 228	070162280160003	Hillcrest High School	11
Brookfield Lagrange Park SD 95	060160950022002	Brook Park Elem School	1
Brooklyn UD 188	500821880221001	Lovejoy Middle School	13
	500821880222001	Lovejoy Elementary School	5
Brookwood SD 167	070161670021002	Brookwood Jr High School	2
	070161670022001	Brookwood Middle School	4
	070161670022003	Longwood Elem School	3
Brown County CUSD 1	460050010262002	Brown County Elementary School	2
Buncombe Cons SD 43	020440430032001	Buncombe Cons School	2
Burbank SD 111	070161110021001	Liberty Junior High School	3
	070161110022001	Luther Burbank Elem School	1
	070161110022002	Richard Byrd Elementary School	2
	070161110022006	Maddock Elementary School	3
	070161110022010	Edward J Tobin Elem School	2
	070161110022011	Harry E Fry School	2
Bureau Valley CUSD 340	280063400261001	Bureau Valley South	3
	280063400262005	Bureau Valley Elemntry-Wyanet	1
Burnham SD 154-5	070161545022001	Burnham Elem School	4
Bushnell Prairie City CUSD 170	260621700260001	Bushnell-Prairie City High Sch	5

	260621700261002	Bushnell-Prairie City Jr High Sch	2
	260621700262003	Bushnell-Prairie City Elem Sch	3
Cahokia CUSD 187			
	500821870260011	Cahokia High School	9
	500821870262002	Oliver Parks Elementary School	5
	500821870262005	Huffman Elem School	3
	500821870262007	Lalumier Elem School	3
	500821870262008	Maplewood Elem School	3
	500821870262009	Elizabeth Morris Elem School	3
	500821870262010	Penniman Elem School	3
	500821870262014	Cahokia School of Choice	2
Cairo USD 1			
	020020010220001	Cairo Jr/Sr High School	11
	020020010222004	Cairo Elementary School	3
Calumet City SD 155			
	070161550021001	Wentworth Jr High School	13
	070161550022002	Wilson Elementary School	3
	070161550022004	Wentworth Intermediate School	5
Calumet Public SD 132			
	070161320022001	Burr Oak Elem School	8
	070161320022002	Calumet Elem School	5
	070161320022003	Burr Oak Academy	6
Canton Union SD 66			
	220290660251002	Ingersoll Middle School	3
Carbon Cliff-Barstow SD 36			
	490810360022002	Eagle Ridge School	4
Carbondale CHSD 165			
	300391650160001	Carbondale Comm H S	10
Carbondale ESD 95			
	300390950021004	Carbondale Middle School	10
	300390950022003	Thomas Elementary School	3
	300390950022008	Lewis School	3
Carmi-White County CUSD 5			
	200970050261007	Carmi White Cnty Middle School	1
	200970050262007	Crossville Attendance Center	3
Carrier Mills-Stonefort CUSD 2			
	200830020262002	Carrier Mills-Stonefort Elem Sch	5
Carrollton CUSD 1			
	400310010260003	Carrollton High School	3
Carterville CUSD 5			
	211000050262001	Tri-C Elementary K-4 Grade School	3
Carthage ESD 317			
	260343170042005	Carthage Primary School	2
Cary CCSD 26			
	440630260042004	Three Oaks School	2
Casey-Westfield CUSD 4C			
	11012004C262003	Monroe Elem School	1

Catlin CUSD 5	540920050262001	Catlin Elem School	2
CCSD 146	070161460042003	Memorial Elem School	2
CCSD 168	070161680041003	Rickover Jr High School	4
	070161680042001	Strassburg Elem	4
	070161680042002	Wagoner Elem	6
CCSD 180	190221800041001	Burr Ridge Middle School	3
	190221800042002	Anne M Jeans Elem School	3
CCSD 62	050160620041001	Algonquin Middle School	3
	050160620041003	Chippewa Middle School	1
	050160620042008	North Elementary School	4
	050160620042009	Orchard Place Elem School	3
	050160620042010	Plainfield Elem School	2
	050160620042011	South Elem School	5
CCSD 93	190220930042001	Carol Stream Elem School	1
	190220930042006	Western Trails Elem School	1
	190220930042007	Elsie C Johnson Elem Sch	3
Central CHSD 71	130140710160001	Central Comm High School	4
Central CUSD 3	010010030261001	Central Junior High School	2
	010010030262008	Central 3-4 Middle School	3
Central SD 104	500821040021001	Joseph Arthur Middle School	1
Central SD 51	530900510022001	Central Intermediate Sch	1
Central Stickney SD 110	070161100022002	Charles J Sahs Elem School	1
Centralia HSD 200	130582000170001	Centralia High School	10
Century CUSD 100	020771000262004	Century Elementary School	3
Champaign CUSD 4	090100040262008	Carrie Busey Elem School	3
	090100040262010	Dr Howard Elem School	4
	090100040262011	Garden Hills Elem School	3
	090100040262013	Kenwood Elem School	2
	090100040262017	Robeson Elem School	3
	090100040262020	Washington Elem School	5
	090100040262021	Westview Elem School	3
	090100040262026	Stratton Elementary School	4
Chaney-Monge SD 88			



	560990880021002	Monge Jr High School	2
	560990880022002	Chaney Elementary School	4
Charleston CUSD 1			
	110150010262004	Jefferson Elem School	2
	110150010262007	Ashmore Elem School	1
Chester CUSD 139			
	450791390262002	Chester Elem School	6
Chicago Heights SD 170			
	070161700022001	Washington-McKinley Elem Sch	6
	070161700022002	Roosevelt Elem School	4
	070161700022005	Wilson Elem School	13
	070161700022007	Garfield Elem School	4
	070161700022008	U S Grant Elem School	3
	070161700022011	Jefferson Elem School	4
	070161700022012	Kennedy Elem School	3
	070161700022013	Lincoln Elem School	12
Chicago Ridge SD 127-5			
	070161275021001	Elden D Finley Jr High School	3
	070161275022003	Ridge Central Elem School	2
	070161275022004	Ridge Lawn Elementary School	3
Christopher USD 99			
	210280990260001	Christopher High	2
	210280990261001	Christopher Jr High School	3
	210280990262001	Christopher Elem School	3
CHSD 117			
	340491170160001	Antioch Comm High School	5
	340491170160002	Lakes Community High School	4
CHSD 218			
	070162180160001	DD Eisenhower High Sch (Campus)	11
	070162180160004	H L Richards High Sch(Campus)	2
	070162180160007	A B Shepard High Sch (Campus)	2
CHSD 94			
	190220940160001	Community High School	6
CHSD 99			
	190220990160001	Comm H S Dist 99 - North H S	2
	190220990160002	Comm H S Dist 99 - South High Sch	2
Cicero SD 99			
	060160990021002	Unity Jr High School	7
	060160990022001	Daniel Burnham Elem School	13
	060160990022002	Cicero East Elem School	13
	060160990022003	Columbus East Elem School	5
	060160990022004	Drexel Elem School	8
	060160990022005	Goodwin Elementary School	5
	060160990022006	Abe Lincoln Elem School	5
	060160990022008	T Roosevelt Elem School	13
	060160990022009	Sherlock Elem School	2
	060160990022010	Woodrow Wilson Elem School	5
	060160990022011	Woodbine Elem School	4
	060160990022012	Warren Park School	3
	060160990022013	Liberty Elem School	13
	060160990022014	Cicero West Elementary School	13

---

060160990022015	Columbus West Elementary School	13
-----------------	---------------------------------	----

City of Chicago SD 299

150162990250001	Amundsen High School	11
150162990250003	Bogan High School	8
150162990250006	Carver Military Academy HS	14
150162990250008	Crane Technical Prep High School	14
150162990250011	Farragut Career Academy HS	14
150162990250012	Fenger Academy High School	11
150162990250013	Foreman High School	11
150162990250015	Gage Park High School	11
150162990250016	Harlan Community Academy HS	11
150162990250017	Harper High School	14
150162990250019	Hirsch Metropolitan High School	11
150162990250020	Hubbard High School	11
150162990250021	Hyde Park Academy High School	11
150162990250022	Kelly High School	11
150162990250023	Kelvyn Park High School	11
150162990250024	Kennedy High School	8
150162990250025	Kenwood Academy High School	4
150162990250026	Lake View High School	11
150162990250029	Marshall Metropolitan High School	14
150162990250030	Mather High School	8
150162990250031	Morgan Park High School	3
150162990250034	Phillips Academy High School	11
150162990250035	Roosevelt High School	8
150162990250036	Schurz High School	11
150162990250037	Senn High School	11
150162990250039	King College Prep High School	4
15016299025003C	Perspectives Charter High School	5
150162990250041	Steinmetz College Prep HS	8
150162990250042	Sullivan High School	11
150162990250044	Tilden Career Community Academy HS	14
150162990250046	Von Steuben Metro Science HS	3
150162990250048	Washington G High School	8
150162990250049	Wells Community Academy HS	14
15016299025004C	Youth Connections Charter HS	11
15016299025005C	North Lawndale Charter HS	11
15016299025006C	Noble Street Charter High School	6
15016299025007C	Young Womens Leadership Charter HS	7
15016299025008C	Aspira Charter High School	7
15016299025009C	Ace Technical Charter High School	6
15016299025010C	Urban Prep Charter Academy Englewood HS	4
15016299025011C	Ford Power House Charter HS	2
15016299025014C	Chicago Talent Development High School	1
15016299025015C	EPIC Academy High School	1
15016299025016C	Urban Prep Charter HS - West Campus	1
150162990250526	Chicago Vocational Career Academy HS	11
150162990250531	Dunbar Vocational Career Academy HS	8
150162990250534	Prosser Career Academy HS	11
150162990250536	Richards Career Academy HS	14
150162990250537	Simeon Career Academy High School	11
150162990250543	Corliss High School	10
150162990250545	Clemente Community Academy HS	11
150162990250616	Manley Career Academy High School	14
150162990250617	Curie Metropolitan High School	11
150162990250763	Julian High School	11
150162990250766	Robeson High School	11
150162990250767	Juarez Community Academy HS	11

150162990250779	Hancock College Preparatory HS	11
150162990250788	Brooks College Prep Academy HS	4
150162990250795	Chicago Military Academy HS	7
150162990250798	Dyett High School	10
150162990250799	Hope College Preparatory HS	8
150162990250803	Phoenix Military Academy HS	9
150162990250806	School of Leadership High School	8
150162990250818	Spry Community Links High School	4
150162990250820	Chicago Academy High School	6
150162990250824	Bowen High School	6
150162990250825	North-Grand High School	6
150162990250826	Raby High School	6
150162990250827	Clark Acad Prep Magnet HS	5
150162990250828	Rickover Naval Academy HS	5
150162990250829	Uplift Community High School	6
150162990250830	World Language High School	5
150162990250831	Douglass Academy High School	6
150162990250834	Bronzeville Scholastic HS	5
150162990250835	School of Social Justice HS	5
150162990250836	Multicultural Acad of Scholarship	5
150162990250837	Infinity Math Science & Tech HS	5
150162990250839	Austin Bus & Entrepreneurship HS	4
150162990250840	Austin Polytechnical Academy HS	3
150162990250841	Collins Academy High School	3
150162990250842	Marine Military Academy HS	3
150162990250843	Team Englewood Comm Acad HS	3
150162990250844	VOISE Academy High School	2
150162990250847	Orr Academy High School	3
150162990250848	Air Force Acad High School	1
150162990250850	Chicago Technology Academy HS	1
150162990250856	Williams Medical Prep HS	2
150162990250857	Westinghouse College Preparatory H	1
150162990250859	Solorio Academy High School	1
15016299025201C	Chicago International Charter	11
15016299025203C	Shabazz International Chrtr Schls	4
150162990252046	Jackson M Elem School	13
150162990252048	Green W Elem School	3
15016299025204C	Univ of Chicago Charter Schools	5
150162990252051	Addams Elem School	7
150162990252054	Aldridge Elem School	4
150162990252058	Armour Elem School	13
150162990252059	Armstrong G Elem Intl ES	10
15016299025205C	UNO Network Elem Charter School	5
150162990252061	Attucks Elem School	14
150162990252063	Avalon Park Elem School	10
150162990252066	Barnard Comp Math & Sci ES	4
150162990252067	Barry Elem School	7
150162990252068	Barton Elem School	13
150162990252069	Bass Elem School	13
150162990252070	Bateman Elem School	5
150162990252072	Nicholson Tech Acad Elem School	13
150162990252079	Beethoven Elem School	3
150162990252080	Beidler Elem School	13
150162990252081	Belding Elem School	2
150162990252083	Bennett Elem School	3
150162990252088	Bond Elem School	13
150162990252089	Boone Elem School	7
15016299025208C	LEARN Elem Charter School	2

---

150162990252090	Bradwell Comm Arts & Sci Elem Sch	13
150162990252092	Haley Elem Academy	13
150162990252093	Brennemann Elem School	4
150162990252094	Brentano Math & Science Acad ES	3
150162990252095	Bridge Elem School	6
150162990252096	Bright Elem School	3
150162990252097	Brown W Elem School	5
150162990252098	Brownell Elem School	13
150162990252100	Bouchet Math & Science Acad ES	13
150162990252102	Burbank Elem School	13
150162990252103	Burke Elem School	13
150162990252106	Castellanos Elem School	13
150162990252107	Burnside Elem Scholastic Academy	5
150162990252109	Burroughs Elem School	3
150162990252110	Brunson Math & Science ES	10
150162990252113	Caldwell Acad of Math & Sci ES	4
150162990252118	Cameron Elem School	13
150162990252120	Carnegie Elem School	2
150162990252122	Carroll Elem School	8
150162990252123	Carter Elem School	5
150162990252127	Cather Elem School	14
150162990252128	Chalmers Elem Specialty School	13
150162990252129	Chappell Elem School	1
150162990252130	Chase Elem School	13
150162990252132	Clay Elem School	6
150162990252133	Cleveland Elem School	2
150162990252134	Clinton Elem School	7
150162990252136	Coles Language Acad Elem School	4
150162990252139	Cook Elem School	13
150162990252142	Cooper Dual Language Academy ES	5
150162990252145	Corkery Elem School	11
150162990252147	Crown Comm Acad Fine Arts ES	13
150162990252148	Darwin Elem School	13
150162990252149	Davis N Elem School	13
15016299025214C	Asian Human Services Chtr Schl	3
150162990252150	Dawes Elem School	10
150162990252153	Deneen Elem School	13
150162990252154	Dett Elem School	2
150162990252159	Dewey Academy of Fine Arts ES	4
15016299025215C	Kipp Ascend Elem Charter School	3
150162990252161	Dixon Elem School	3
150162990252169	Drake Elem School	3
150162990252173	Dubois Elem School	4
150162990252175	Dulles Elem School	13
150162990252177	Dunne Technology Acad Elem Sch	4
150162990252179	Dvorak Technology Acad Elem Sch	9
15016299025217C	Chicago Math & Sci Elem Charter	4
150162990252180	Earle Elem School	13
150162990252181	Eberhart Elem School	13
150162990252185	Edwards Elem School	7
150162990252187	Ellington Elem School	13
15016299025218C	Namaste Elem Charter School	4
150162990252190	Ericson Scholastic Academy ES	3
150162990252191	Esmond Elem School	13
150162990252192	Everett Elem School	4
150162990252194	Falconer Elem School	10
150162990252195	Faraday Elem School	14
15016299025219C	Erie Elem Charter School	4

---

150162990252202	Fernwood Elem School	2
150162990252203	Field Elem School	13
150162990252204	Fiske Elem School	13
150162990252206	Fort Dearborn Elem School	3
150162990252209	Fuller Elem School	13
15016299025220C	Galapagos Elem Charter School	3
150162990252210	Fulton Elem School	13
150162990252211	Funston Elem School	5
150162990252212	Gale Community Academy Elem Sch	13
150162990252213	Gallistel Language Academy ES	13
150162990252215	Gary Elem School	13
15016299025221C	Legacy Elem Charter School	2
150162990252220	Goethe Elem School	2
150162990252222	Gompers Fine Arts Options ES	13
150162990252223	Goudy Elem School	4
150162990252224	Graham A Elem School	13
150162990252226	Gray Elem School	6
150162990252227	Greeley Elem School	2
150162990252229	Greene N Elem School	6
15016299025222C	Bronzeville Lighthouse Elem Chrtr	5
150162990252230	Gregory Elem School	2
150162990252231	Gresham Elem School	13
150162990252235	Haines Elem School	5
150162990252236	Gillespie Elem School	13
150162990252239	Hale Elem School	5
15016299025223C	Catalyst Elem Charter School	5
150162990252241	Hamline Elem School	14
150162990252242	Hammond Elem School	5
150162990252244	Harte Elem School	1
150162990252246	Harvard Elem School	13
150162990252247	Haugan Elem School	6
15016299025224C	Providence-Englewood Elem Charter	3
150162990252252	Hayt Elem School	8
150162990252254	Healy Elem School	7
150162990252255	Hearst Elem School	13
150162990252256	Hedges Elem School	13
150162990252258	Henderson Elem School	13
150162990252259	Hendricks Community Academy ES	3
150162990252260	Henry Elem School	13
150162990252263	Herzl Elem School	13
150162990252265	Hibbard Elem School	7
150162990252266	Higgins Community Academy ES	4
150162990252267	Hinton Elem School	13
150162990252268	Hitch Elem School	3
150162990252269	Holden Elem School	5
15016299025226C	Polaris Academy Elem Charter	4
150162990252270	Holmes Elem School	13
150162990252273	Howe Elem School of Excellence	13
150162990252275	Hoyne Elem School	2
150162990252276	Hughes C Elem School	4
15016299025227C	Amandla Charter High School	2
150162990252280	Hurley Elem School	8
150162990252281	Irving Elem School	4
150162990252284	Jahn Elem School	2
150162990252285	Jamieson Elem School	2
150162990252287	Jenner Academy of The Arts ES	13
150162990252288	Jensen Scholastic Academy ES	3
150162990252289	Pilsen Community Academy ES	5

15016299025228C	Catalyst Circle Rock Elem School	3
150162990252290	Johnson Elem School	13
150162990252292	Jungman Elem School	5
150162990252294	Kershaw Elem School	13
150162990252296	Kilmer Elem School	13
15016299025229C	Global Citizenship Elem Charter	2
150162990252300	Kipling Elem School	2
150162990252303	Lozano Bilingual & Intl Elem Sch	4
150162990252304	Kozminski Community Academy ES	4
150162990252309	Lawndale Community Academy ES	13
150162990252311	Lewis Elem School	13
150162990252313	Libby Elem School	13
150162990252315	Linne Elem School	13
150162990252316	Lloyd Elem School	13
150162990252317	Locke J Elem School	8
150162990252319	Lovett Elem School	13
150162990252321	Lowell Elem School	13
150162990252323	Lyon Elem School	4
150162990252324	Madison Elem School	13
150162990252326	Manierre Elem School	13
150162990252328	Mann Elem School	13
150162990252330	Marquette Elem School	13
150162990252331	Marsh Elem School	6
150162990252334	Mason Elem School	13
150162990252339	Mcclellan Elem School	3
150162990252341	McCormick Elem School	5
150162990252344	McCutcheon Elem School	4
150162990252346	McKay Elem School	13
150162990252349	McPherson Elem School	13
150162990252352	Melody Elem School	13
150162990252353	Mitchell Elem School	1
150162990252354	Mollison Elem School	5
150162990252355	Monroe Elem School	13
150162990252356	Moos Elem School	13
150162990252357	Morrill Math & Sci Elem School	13
150162990252362	Mount Vernon Elem School	13
150162990252363	Mozart Elem School	13
150162990252365	Murphy Elem School	2
150162990252367	Brown R Community Acad Elem Schl	4
150162990252368	Nash Elem School	13
150162990252369	Neil Elem School	8
150162990252372	Carver Primary School	4
150162990252373	Nightingale Elem School	13
150162990252374	Nixon Elem School	5
150162990252375	Nobel Elem School	13
150162990252381	Oglesby Elem School	13
150162990252382	OKeeffe Elem School	13
150162990252385	Piccolo Specialty Elem School	13
150162990252386	Otis Elem School	3
150162990252387	OToole Elem School	13
150162990252391	Palmer Elem School	6
150162990252392	Parker Community Academy Elem	13
150162990252394	Park Manor Elem School	13
150162990252395	Parkside Elem Community Academy	10
150162990252396	Pasteur Elem School	5
150162990252398	Peck Elem School	11
150162990252399	Peirce Intl Studies Elem School	10
150162990252400	Penn Elem School	13

---

150162990252401	Washington H Elem School	8
150162990252403	Peterson Elem School	3
150162990252404	Pickard Elem School	13
150162990252405	Pirie Fine Arts & Academic Ctr E	2
150162990252406	Plamondon Elem School	3
150162990252409	Portage Park Elem School	8
150162990252410	Prescott Elem School	2
150162990252412	Prussing Elem School	2
150162990252413	Pulaski Intl Elem School	13
150162990252414	Pullman Elem School	13
150162990252419	Reavis Math & Sci Specialty ES	13
150162990252421	Reilly Elem School	13
150162990252422	Reinberg Elem School	5
150162990252423	Revere Elem School	13
150162990252426	Rogers Elem School	3
150162990252428	Ruggles Elem School	5
150162990252429	Ryder Math & Sci Specialty ES	13
150162990252435	Sawyer Elem School	10
150162990252436	Sayre Language Academy ES	3
150162990252437	Ashe Elem School	13
150162990252438	Scammon Elem School	10
150162990252442	Schmid Elem School	4
150162990252444	Schubert Elem School	5
150162990252446	Seward Communication Arts Acad ES	6
150162990252452	Mireles Elem Academy	13
150162990252453	Sherman Elem School	13
150162990252454	Sherwood Elem School	5
150162990252455	Shields Elem School	13
150162990252456	Shoesmith Elem School	4
150162990252457	Shoop Math-Sci Tech Academy ES	13
150162990252459	Smyser Elem School	4
150162990252460	Smyth J Elem School	13
150162990252462	Spencer Technology Acad Elem Sch	13
150162990252464	Stagg Elem School	13
150162990252465	Stevenson Elem School	7
150162990252469	Spry Community Elem School	13
150162990252472	Stowe Elem School	10
150162990252474	Sullivan Elem School	13
150162990252475	Sumner Math & Sci Comm Acad ES	3
150162990252477	Swift Elem Specialty School	3
150162990252478	Talcott Elem School	3
150162990252479	Tanner Elem School	4
150162990252480	Taylor Elem School	5
150162990252484	Thorp J N Elem School	4
150162990252487	Tilton Elem School	14
150162990252488	Tonti Elem School	9
150162990252490	Twain Elem School	4
150162990252492	Lavizzo Elem School	13
150162990252494	Volta Elem School	8
150162990252497	Wacker Elem School	3
150162990252498	Wadsworth Elem School	13
150162990252500	Walsh Elem School	6
150162990252502	Warren Elem School	4
150162990252505	Webster Elem School	13
150162990252506	Wentworth Elem School	13
150162990252507	Westcott Elem School	13
150162990252512	Whistler Elem School	13
150162990252513	Whitney Elem School	13

---

150162990252514	Whittier Elem School	13
150162990252521	Woodson South Elem School	5
150162990252525	Young Elem School	10
150162990252542	Yates Elem School	13
150162990252597	Hernandez Middle School	2
150162990252603	Dirksen Elem School	2
150162990252605	Depriest Elem School	13
150162990252617	Cuffe Math-Sci Tech Academy ES	2
150162990252618	Foster Park Elem School	13
150162990252620	Hughes L Elem School	2
150162990252634	Mcnair Elem School	10
150162990252636	Hay Community Academy ES	13
150162990252637	Cullen Elem School	2
150162990252703	Lee Elem School	8
150162990252704	Langford A Elem School	13
150162990252706	Salazar Bilingual Center Elem Sch	3
150162990252714	Leland Elem School	3
150162990252724	Robinson Elem School	4
150162990252726	Hanson Park Elem School	6
150162990252729	White Career Academy Elem Schl	4
150162990252743	Earhart Opt for Knowledge ES	1
150162990252766	Till Math & Science Academy ES	10
150162990252767	Ward L Elem School	2
150162990252768	Smith W Elem School	13
150162990252773	Garvey M Elem School	2
150162990252775	Joplin Elem School	3
150162990252783	Cardenas Elem School	13
150162990252785	Powell Paideia Comm Academy ES	13
150162990252799	Curtis Elem School	13
150162990252800	Beasley Magnet Academic Ctr ES	1
150162990252802	Mays Academy Elem School	3
150162990252804	Metcalfe Community Academy ES	7
150162990252806	Kanoon Magnet Elem School	13
150162990252807	Randolph Elem School	13
150162990252811	Gunsaulus Scholastic Academy ES	4
150162990252823	Ninos Heroes Academic Ctr ES	13
150162990252825	De Diego Community Academy ES	10
150162990252828	Sabin Magnet Elem School	3
150162990252829	Saucedo Scholastic Academy ES	7
150162990252837	Daley Elem Academy	5
150162990252838	Madero Middle School	13
150162990252842	Orozco Fine Arts & Sciences ES	4
150162990252844	Morton Career Academy ES	14
150162990252845	Canter Middle School	4
150162990252850	Albany Park Multicultural Acad ES	1
150162990252862	Casals Elem School	13
150162990252864	Perez Elem School	5
150162990252867	Ruiz Elem School	5
150162990252870	Brighton Park Elem School	13
150162990252873	Evergreen Academy Elem School	13
150162990252876	Carson Elem School	7
150162990252877	McAuliffe Elem School	7
150162990252881	Logandale Middle School	3
150162990252882	Marshall Middle School	13
150162990252886	Chavez Multicultural Acad Elem Sc	13
150162990252889	Jordan Community Elem School	13
150162990252893	Finkl Elem School	5
150162990252895	Ariel Community Academy ES	2



	150162990252896	Little Village Elem School	13
	150162990252897	Zapata Academy Elem School	6
	150162990252898	Ortiz De Dominguez Elem School	5
	150162990252900	Lara Elem Academy	13
	150162990252901	Telpochcalli Elem School	13
	150162990252902	Wells Preparatory Elem Academy	2
	150162990252904	Christopher Elem School	13
	150162990252908	West Park Elem Academy	13
	150162990252912	Ames Middle School	13
	150162990252913	Fairfield Academy Elem School	13
	150162990252914	Sandoval Elem School	5
	150162990252915	Northwest Middle School	13
	150162990252916	Hampton Fine & Performing Arts ES	11
	150162990252918	Colemon J Elem Academy	3
	150162990252919	Columbia Explorers Academy ES	8
	150162990252920	Chicago Academy Elem School	1
	150162990252922	Ashburn Community Elem School	4
	150162990252923	Belmont-Cragin Elem School	5
	150162990252924	National Teachers Elem Academy	9
	150162990252926	Talman Elem School	5
	150162990252927	Dodge Elem School	2
	150162990252930	New Field Elem School	7
	150162990252933	Durkin Park Elem School	5
	150162990252934	Calmecca Acad Elem School	2
	150162990252935	North River Elem School	3
	150162990252936	Claremont Academy Elem School	7
	150162990252937	Doolittle Elem School	5
	150162990252943	Tarkington Elem School	6
	150162990252946	Frazier Prep Acad Elem School	4
	150162990252951	Plato Learning Acad Elem School	2
	150162990252954	Davis, M Magnet Elem School	3
	150162990252958	Prieto Math-Science Elem Sch	2
	150162990252960	South Shore Fine Arts Elem Sch	2
	150162990252961	Hope Inst Learning Acad ES	2
	150162990252963	Camras Elementary School	1
	150162990252964	Garcia Lorca Elementary School	1
	150162990252965	West Ridge Elementary School	1
	150162990252966	Azuela Elementary School	1
Clay City CUSD 10			
	120130100262001	Clay City Elem School	3
Clinton CUSD 15			
	170200150262004	Lincoln Elem School	3
	170200150262006	Webster Elem School	2
Cobden SUD 17			
	020910170221001	Cobden Jr High School	3
	020910170222002	Cobden Elem School	3
Collinsville CUSD 10			
	410570100262001	Webster Elementary School	2
	410570100262006	Caseyville Elementary School	3
	410570100262011	Kreitner Elem School	5
	410570100262014	John A Renfro Elementary School	2
	410570100262023	Twin Echo Elem School	2
Colona SD 190			
	280371900022001	Colona Grade School	3

Comm Cons SD 59	050160590042009	Robert Frost Elem School	1
	050160590042014	John Jay Elem School	5
	050160590042018	Rupley Elem School	3
Cook County SD 130	070161300021001	Everett F Kerr Middle School	9
	070161300021002	Nathan Hale Middle School	10
	070161300021003	Veterans Memorial Middle Sch	2
	070161300022004	Nathan Hale Intermediate	2
	070161300022008	Paul Revere Intermediate School	6
	070161300022010	Whittier Elementary School	7
	070161300022011	Lincoln Elem School	5
	070161300022012	Nathan Hale Primary School	3
	070161300022018	Paul Revere Primary School	4
070161300022019	George Washington Elementary Sch	3	
Coulterville USD 1	450790010220001	Coulterville High School	3
	450790010222001	Coulterville Elementary School	3
Country Club Hills SD 160	070161600021001	Southwood Middle School	9
	070161600022003	Zenon J Sykuta School	5
	070161600022004	Meadowview School	4
County of Winnebago SD 320	041013200261002	South Beloit Jr High School	2
	041013200262004	Riverview Elementary School	2
County of Woodford School	431021220170001	Metamora High School	3
Cowden-Herrick CUSD 3A	11087003A262001	Herrick Elementary School	2
Crab Orchard CUSD 3	211000030262001	Crab Orchard Elementary School	2
Creston CCSD 161	470711610042001	Creston Elem School	2
Crete Monee CUSD 201U	56099201U262003	Balmoral Elem Sch	4
	56099201U262004	Crete Elementary School	4
	56099201U262007	Talala Elementary School	3
Creve Coeur SD 76	530900760021005	Parkview Jr High School	3
	530900760022004	LaSalle Elem School	3
Crystal Lake CCSD 47	440630470042001	Canterbury Elem School	5
	440630470042003	Coventry Elem School	2
	440630470042005	North Elem School	4
Cumberland CUSD 77	110180770261001	Cumberland Middle School	2
CUSD 200	190222000262002	Hawthorne Elem School	2
	190222000262012	Washington Elementary School	1

	190222000262018	Clifford Johnson School	3
CUSD 201			
	190222010262002	C E Miller Elem School	1
CUSD 3 Fulton County			
	220290030262003	Cuba Elem School	4
CUSD 300			
	310453000261001	Carpentersville Middle School	13
	310453000262012	Golfview Elem School	5
	310453000262016	Meadowdale Elem School	5
	310453000262018	Parkview Elementary School	3
	310453000262021	Perry Elementary School	5
	310453000262022	Lakewood School	10
CUSD 4			
	010010040261001	Unity Middle School	3
	010010040262004	Greenfield Elementary School	2
Dallas ESD 327			
	260343270042002	Dallas City Elem School	3
Danville CCSD 118			
	540921180241021	South View Middle School	3
	540921180242001	Cannon Elem School	3
	540921180242005	Edison Elem School	2
	540921180242008	Garfield Elem School	3
	540921180242010	Liberty Elem School	3
	540921180242019	Meade Park Elem School	5
	540921180242020	East Park Elementary School	4
	540921180242021	Southwest Elem School	3
Darien SD 61			
	190220610022002	Lace Elem School	3
Decatur SD 61			
	390550610251030	Thomas Jefferson Middle School	12
	390550610251034	Stephen Decatur Middle School	11
	390550610252004	Dennis Elem School	3
	390550610252005	Durfee Elem School	4
	390550610252007	Enterprise Elem School	3
	390550610252009	Benjamin Franklin Elem School	4
	390550610252010	Mary W French Academy	2
	390550610252014	William Harris Elem School	3
	390550610252016	Muffley Elem School	1
	390550610252017	Oak Grove Accelerated School	2
	390550610252019	Parsons Accelerated School	5
	390550610252023	South Shores Elem School	4
	390550610252025	Stevenson Accelerated School	2
	390550610252032	Johns Hill Magnet School	3
	390550610252034	Hope Academy	4
DeKalb CUSD 428			
	160194280262005	Jefferson Elem School	5
	160194280262006	Lincoln Elementary School	1
	160194280262007	Littlejohn Elem School	3
	160194280262008	Tyler Elementary School	3
	160194280262009	Cortland Elementary School	1
DePue USD 103			

	280061030222001	DePue Elem School	5
DeSoto Cons SD 86	300390860032001	DeSoto Elementary School	1
Diamond Lake SD 76	340490760021003	West Oak Middle School	1
	340490760022003	Diamond Lake Elem School	4
District 50 Schools	530900500022001	J L Hensey Elem School	2
Dixon USD 170	470521700222004	Lincoln Elem School	2
Dodds CCSD 7	250410070042001	Dodds Elem School	2
Dolton SD 148	070161480021002	Roosevelt Junior High School	1
	070161480021003	Lincoln Junior High School	2
	070161480021004	Washington Junior High	4
	070161480022002	Riverdale School	5
	070161480022003	Lincoln Elementary School	3
	070161480022005	Roosevelt Elem School	1
	070161480022006	Washington Elem School	12
	070161480022007	Franklin Elementary School	3
	070161480022010	Park Elementary School	4
Dolton SD 149	070161490022005	Caroline Sibley Elem School	5
	070161490022006	Berger-Vandenberg Elem School	6
	070161490022009	Carol Moseley Braun School	5
	070161490022010	New Beginnings Learning Academy	4
Dongola USD 66	020910660220001	Dongola High School	8
	020910660221001	Dongola Jr High School	5
	020910660222001	Dongola Elementary School	2
DuPage HSD 88	190220880160001	Addison Trail High School	3
	190220880160002	Willowbrook High School	10
Dupo CUSD 196	500821960260001	Dupo High School	2
	500821960261001	Dupo Jr High School	1
	500821960262006	Bluffview Elem School	2
Duquoin CUSD 300	300733000262002	Duquoin Middle School	7
	300733000262003	Duquoin Elementary School	4
Dwight Twp HSD 230	170532300170001	Dwight High School	2
Earville CUSD 9	350500090262001	Earville Elem School	2
East Alton SD 13	410570130021001	East Alton Middle School	2
	410570130022002	Eastwood Elem School	2

East Alton-Wood River CHSD 14	410570140160001	East Alton-Wood River High Sch	11
East Dubuque USD 119	080431190222002	East Dubuque Elem School	4
East Maine SD 63	050160630022006	V H Nelson Elem School	2
	050160630022008	Stevenson School	5
	050160630022009	Mark Twain Elem School	3
	050160630022012	Apollo Elem School	5
East Moline SD 37	490810370022001	Bowlesburg Elem School	1
	490810370022003	Hillcrest Elem School	2
	490810370022009	Wells Elem School	3
East Peoria CHSD 309	530903090160001	East Peoria High School	7
East Peoria SD 86	530900860021011	Central Jr High School	2
East Richland CUSD 1	120800010262008	East Richland Elementary School	3
East St Louis SD 189	50082189022001C	SIU Charter Sch of East St Louis	6
	50082189022002C	Tomorrows Builders Charter Schl	4
	500821890220043	East St Louis Senior High School	11
	500821890221007	Mason/Clark Middle Sch	13
	500821890221036	East St Louis-Lincoln Middle Sch	13
	500821890222008	Dunbar Elem School	1
	500821890222038	Annette Officer Elementary	1
	500821890222054	Katie Harper-Wright Elem	6
	500821890222055	Gordon Bush Elementary	6
	500821890222056	James Avant Elementary School	3
Eastland CUSD 308	080083080262003	Eastland Middle School	1
Edwards County CUSD 1	200240010262001	Albion Grade School	2
Effingham CUSD 40	030250400262002	Central Grade School	2
	030250400262004	Edgewood Grade School	1
	030250400262008	South Side Grade School	2
Egyptian CUSD 5	020020050260001	Egyptian Sr High School	9
	020020050261001	Egyptian Jr High School	2
	020020050262002	Egyptian Elem School	2
Eldorado CUSD 4	200830040262004	Eldorado Elem School	5
Elmhurst SD 205	190222050261002	Churchville Middle School	2
	190222050262003	Conrad Fischer Elem School	1

Elmwood Park CUSD 401	060164010262003	Elmwood Elem School	2
	060164010262004	John Mills Elem School	3
Elverado CUSD 196	300391960260001	Elverado High School	3
	300391960262004	Elverado Intermediate School	2
Elwood CCSD 203	560992030042001	Elwood C C School	2
ESD 159	070161590021001	Colin Powell Middle Sch	5
	070161590022004	Neil Armstrong Elem School	3
	070161590022006	Marya Yates Elementary School	2
Eureka CUD 140	431021400261002	Eureka Middle School	2
Evanston CCSD 65	050160650041002	Chute Middle School	3
	050160650042014	Oakton Elem School	3
	050160650042020	Washington Elem School	5
Evanston Twp HSD 202	050162020170001	Evanston Twp High School	10
Evergreen Park CHSD 231	070162310160001	Evergreen Park High School	4
Evergreen Park ESD 124	070161240022002	Northeast Elem School	4
	070161240022004	Southeast Elem School	3
Fairfield Comm H S Dist 225	200962250160001	Fairfield Comm High School	5
Fairfield PSD 112	200961120042001	Center Street Elem School	2
	200961120042002	North Side Elem School	2
Fairmont SD 89	560990890022002	Fairmont School	5
Farmington Central CUSD 265	480722650262002	Farmington Central Elem Sch	3
Farrington CCSD 99	250410990042001	Farrington Elem School	1
Fenton CHSD 100	190221000160001	Fenton High School	10
Field CCSD 3	250410030042001	Field Elementary School	2
Fisher CUSD 1	090100010262002	Fisher Grade School	3
Flanagan-Cornell Dist 74	170530740270001	Flanagan-Cornell High School	1
	170530740272001	Flanagan Elem School	1

Flossmoor SD 161	070161610022002	Heather Hill Elem School	1
	070161610022006	Serena Hills Elem School	1
Ford Heights SD 169	070161690021001	Cottage Grove Upper Grade Center	13
	070161690022002	Medgar Evers Primary Acadmc Cntr	2
Forest Ridge SD 142	070161420022003	Lee R Foster Elem School	2
Frankfort CUSD 168	210281680262003	Denning Elementary School	3
	210281680262004	Frankfort Intermediate School	5
Franklin Park SD 84	060160840022004	Dan H Pietrini Elem School	3
	060160840022005	Passow Elementary School	2
Freeburg CCSD 70	500820700042003	Freeburg Elem School	2
Freeburg CHSD 77	500820770160001	Freeburg Community High Sch	3
Freeport SD 145	080891450221002	Freeport Middle School	2
	080891450222003	Blackhawk Elem School	2
	080891450222004	Center Elem School	4
	080891450222005	Lincoln-Douglas Elementary School	1
	080891450222006	Empire Elem School	2
	080891450222012	Taylor Park Elem School	3
	080891450222015	Carl Sandburg Middle Sch	4
	080891450222017	Jones Farrar Magnet School	1
Fremont SD 79	340490790021001	Fremont Jr High/Middle School	1
	340490790022002	Fremont Intermediate School	3
Galatia CUSD 1	200830010261001	Galatia Jr High	2
Galena USD 120	080431200222002	Galena Primary School	2
Galesburg CUSD 205	330482050262017	King School	2
	330482050262020	Nielson Elementary School	2
	330482050262021	Steele School	2
	330482050262022	Cooke School	2
Gallatin CUSD 7	200300070260001	Gallatin High School	4
	200300070261001	Gallatin Junior High School	3
	200300070262001	Gallatin Elementary School	2
Galva CUSD 224	280372240262004	Galva Elem School	2
Gardner S Wilmington Twp HSD 73	240320730170001	Gardner-South Wilmington Twp H S	4

Gavin SD 37	340490370021001	Gavin South Jr High School	1
	340490370022003	Gavin Central School	5
Gen George Patton SD 133	070161330022001	Gen George Patton Elem School	13
Geneseo CUSD 228	280372280262005	Southwest Elem School	1
Geneva CUSD 304	310453040261003	Geneva Middle Sch North	1
Genoa Kingston CUSD 424	160194240262005	Genoa Elementary School	1
Georgetown-Ridge Farm CUD 4	540920040261003	Mary Miller Junior High School	4
	540920040262002	Pine Crest Elementary School	2
Germantown Hills SD 69	431020690022002	Germantown Hills Elementary Sch	1
Gillespie CUSD 7	400560070262003	Benld Elementary School	4
Glen Ellyn SD 41	190220410022003	Churchill Elem School	3
Glenbard Twp HSD 87	190220870170001	Glenbard East High School	10
Granite City CUSD 9	410570090262007	Frohardt Elem School	3
	410570090262012	Maryville Elem School	4
	410570090262013	Mitchell Elementary School	3
	410570090262016	Worthen Elem School	2
	410570090262020	Wilson Elem School	4
	410570090262022	Prather Elementary School	5
Grant CCSD 110	500821100041006	Grant Middle School	1
	500821100042002	Illini Elem School	2
Grant CHSD 124	340491240160001	Grant Community High School	5
Grayslake CCSD 46	340490460042001	Avon Center Elem School	2
Greenview CUSD 200	380652000262001	Greenview Elementary School	3
Griggsville-Perry CUSD 4	010750040261002	Griggsville-Perry Middle School	3
Gurnee SD 56	340490560022001	Prairie Trail School	5
	340490560022002	Spaulding Elementary School	2
Hall HSD 502	280065020170001	Hall High School	6



Hamilton CCSD 328	260343280242004	Hamilton Elementary School	2
Hardin County CUSD 1	200350010261001	Hardin County Jr High School	3
	200350010262001	Hardin County Elem School	4
Harlem UD 122	041011220222005	Loves Park Elem School	2
	041011220222006	Maple Elem School	3
	041011220222008	Rock Cut Elem School	4
	041011220222011	Windsor Elem School	2
	041011220222013	Machesney Elem School	2
Harmony Emge SD 175	500821750021001	Emge Junior High School	2
	500821750022002	Ellis Elem School	2
Harrisburg CUSD 3	200830030262009	East Side Intermediate School	4
	200830030262010	West Side Primary School	1
Harrison SD 36	440630360022001	Harrison Elem School	2
Hartsburg Emden CUSD 21	380540210262004	Emden Elementary School	1
Harvard CUSD 50	440630500262007	Crosby Elem Sch	1
Harvey SD 152	070161520021001	Brooks Middle School	13
	070161520022001	Bryant Elem School	3
	070161520022002	Maya Angelou Elem Sch	3
	070161520022004	Holmes Elem School	3
	070161520022005	Lowell-Longfellow Elem School	5
	070161520022007	Sandburg Elem School	2
	070161520022008	Whittier Elem School	2
Hawthorn CCSD 73	340490730042002	Hawthorn Elem School North	4
	340490730042004	Hawthorn Elem School South	3
Hazel Crest SD 152-5	070161525021002	Robert Frost Middle School	4
	070161525022004	Warren Palm School	3
	070161525022005	Woodland School	2
Henry-Senachwine CUSD 5	430590050262001	Henry-Senachwine Grade School	3
Heritage CUSD 8	090100080262001	Heritage JH and Elem Sch	2
Herrin CUSD 4	211000040262010	Herrin C U S D 4 Elem School	5
Hiawatha CUSD 426	160194260262001	Hiawatha Elem Sch PreK-8	1
High Mount SD 116			

	500821160022001	High Mount Elem School	1
Hillsboro CUSD 3			
	100680030262003	Beckemeyer Elem School	3
	100680030262006	Coffeen Elem School	3
Hillside SD 93			
	060160930022001	Hillside Elem School	7
Hinsdale Twp HSD 86			
	190220860170002	Hinsdale South High School	10
Hononegah CHD 207			
	041012070160001	Hononegah High School	4
Hoopeston Area CUSD 11			
	540920110261001	Hoopeston Area Middle School	1
	540920110262002	John Greer Elem School	1
Hoover-Schrum Memorial SD 157			
	070161570021001	Schrum Memorial School	3
	070161570022001	Hoover Elem School	4
Hutsonville CUSD 1			
	120170010262002	Hutsonville Elem and Jr High Sch	2
Il Valley Central USD 321			
	480723210261002	Chillicothe Jr High	1
	480723210262008	Chillicothe Elementary Center	2
Illini Central CUSD 189			
	380601890262001	Illini Central Grade School	4
Illini West H S Dist 307			
	260343070160001	Illini West High School	4
Ina CCSD 8			
	250410080042001	Ina Community Cons School	3
Indian Prairie CUSD 204			
	190222040262002	Longwood Elem School	3
	190222040262007	Georgetown Elementary School	3
Indian Springs SD 109			
	070161090022001	Bridgeview Elem School	2
	070161090022002	Frank A Brodnicki Elem School	3
	070161090022004	Robina Lyle Elementary School	2
	070161090022006	George T Wilkins Elem School	4
J S Morton HSD 201			
	060162010170001	J Sterling Morton East High Sch	4
	060162010170002	J Sterling Morton West High Sch	7
Jacksonville SD 117			
	460691170222005	Washington Elem School	1
	460691170222006	Lincoln Elem School	3
	460691170222008	North Jacksonville School	1
Jasper County CUD 1			
	120400010262002	Newton Elem School	1
Jersey CUSD 100			
	400421000261002	Illini Middle School	1

	400421000262007	Jerseyville East Elem School	3
Johnston City CUSD 1			
	211000010262002	Washington Elem School	3
	211000010262003	Jefferson Elem School	2
Joliet PSD 86			
	560990860051001	Dirksen Junior High School	3
	560990860051002	Gompers Junior High School	13
	560990860051003	Hufford Junior High School	13
	560990860051004	Washington Jr High & Academy Prgm	13
	560990860052001	T E Culbertson Elem School	4
	560990860052002	M J Cunningham Elem Sch	5
	560990860052004	Farragut Elem School	4
	560990860052005	Forest Park Individual Ed School	3
	560990860052007	Edna Keith Elem School	5
	560990860052011	A O Marshall Elem School	7
	560990860052013	Carl Sandburg Elementary	4
	560990860052015	Pershing Elem School	2
	560990860052022	Woodland Elem School	6
	560990860052024	Sator Sanchez Elem School	3
	560990860052025	Lynne Thigpen Elem School	5
Joliet Twp HSD 204			
	560992040170001	Joliet Central High School	11
	560992040170003	Joliet West High School	11
Jonesboro CCSD 43			
	020910430042001	Jonesboro Elem School	2
Kaneland CUSD 302			
	310453020262008	Kaneland John Stewart Elem Sch	2
Kankakee SD 111			
	320461110251008	Kankakee Junior High School	13
	320461110252003	Edison Primary School	3
	320461110252005	Lafayette Primary School	3
	320461110252009	Steuben Elementary School	3
	320461110252010	Taft Primary School	2
	320461110252011	Mark Twain Primary School	2
	320461110252015	John Kennedy Middle Grade School	9
	320461110252016	King Middle Grade School	13
Kansas CUSD 3			
	110230030262002	Kansas Elem School	2
Keeneyville SD 20			
	190220200021001	Spring Wood Middle School	6
	190220200022003	Greenbrook Elem School	7
Kewanee CUSD 229			
	280372290261001	Central Junior High	3
	280372290262002	Central Elem	4
	280372290262005	Irving Elem School	3
Kildeer Countryside CCSD 96			
	340490960042005	Country Meadows Elem School	1
Komarek SD 94			
	060160940022001	Komarek Elem School	1

La Moille CUSD 303	280063030262004	Allen Junior High School	3
La Salle ESD 122	350501220021006	Lincoln Jr High School	2
	350501220022005	Northwest Elem School	4
La Salle-Peru Twp HSD 120	350501200170001	La Salle-Peru Twp High School	7
Lake Bluff ESD 65	340490650021003	Lake Bluff Middle School	1
Lake Forest CHSD 115	340491150160001	Lake Forest High School	2
Lake Park CHSD 108	190221080160001	Lake Park High School	10
Lake Zurich CUSD 95	340490950261002	Lake Zurich Middle - N Campus	3
	340490950262005	May Whitney Elem School	3
	340490950262006	Sarah Adams Elementary School	2
Lansing SD 158	070161580022001	Coolidge Elementary School	4
	070161580022005	Oak Glen Elem School	4
	070161580022006	Reavis Elem School	4
Laraway CCSD 70C	56099070C042001	Laraway Elem School	4
Lawrence County CUD 20	120510200262007	Parkside Elementary School	2
Lebanon CUSD 9	500820090262002	Lebanon Elem School	3
Lemont Twp HSD 210	070162100170001	Lemont Twp High School	3
Leyden CHSD 212	060162120160001	East Leyden High School	9
	060162120160002	West Leyden High School	9
Libertyville SD 70	340490700021005	Highland Middle School	1
Limestone CHSD 310	480723100160001	Limestone Community High School	6
Lincoln CHSD 404	380544040160001	Lincoln Comm High School	4
Lincoln ESD 156	070161560022001	Lincoln Elem School	3
Lincoln ESD 27	380540270022005	Jefferson Elem School	1
	380540270022006	Northwest Elem School	2
	380540270022007	Washington-Monroe Elem School	1
Lindop SD 92			

	060160920022001	Lindop Elem School	3
Litchfield CUSD 12			
	100680120262006	Russell Elem School	2
Lockport Twp HSD 205			
	560992050170001	Lockport Township High Sch East	3
Lombard SD 44			
	190220440022013	Madison Elementary School	2
Ludlow CCSD 142			
	090101420042001	Ludlow Elementary School	2
Lyons SD 103			
	060161030022005	Lincoln Elem School	2
	060161030022006	J W Robinson Jr Elem School	3
	060161030022007	Washington Middle School	9
Lyons Twp HSD 204			
	060162040170001	Lyons Twp High Sch	3
Macomb CUSD 185			
	260621850262004	Lincoln Elem School	3
	260621850262008	Edison Elementary School	2
Maine Township HSD 207			
	050162070170001	Maine East High School	10
Mannheim SD 83			
	060160830021003	Mannheim Middle School	10
	060160830022002	Scott Elementary School	3
	060160830022004	Roy Elem School	6
	060160830022005	Westdale Elem School	3
Marengo CHSD 154			
	440631540160001	Marengo High School	5
Marion CUSD 2			
	211000020262007	Longfellow Elem School	3
Marissa CUSD 40			
	500820400262002	Marissa Elem School	3
Marquardt SD 15			
	190220150021004	Marquardt Middle School	5
	190220150022001	G Stanley Hall Elem School	4
	190220150022003	Reskin Elem School	4
Marseilles ESD 150			
	350501500022001	Marseilles Elementary School	2
Massac UD 1			
	020610010262010	Brookport Elementary School	3
Matteson ESD 162			
	070161620022008	Sauk Elem School	1
Mattoon CUSD 2			
	110150020262015	Arland D Williams Jr Elem Sch	4
	110150020262016	Riddle Elementary School	4
Maywood-Melrose Park-Broadview 89			

	060160890022002	Emerson Elem School	3
	060160890022003	Garfield Elem School	13
	060160890022004	Irving Elem School	13
	060160890022005	Lexington Elem School	13
	060160890022006	Lincoln Elem School	5
	060160890022007	Melrose Park Elem School	13
	060160890022008	Roosevelt Elem School	4
	060160890022010	Stevenson Elem School	6
	060160890022012	Washington Elem School	3
McHenry CCSD 15			
	440630150041008	Chauncey H Duker School	3
	440630150042004	Valley View Elem School	3
	440630150042005	Riverwood Elementary School	5
McHenry CHSD 156			
	440631560160001	McHenry High School-West Campus	4
McLean County USD 5			
	170640050262003	Cedar Ridge Elem School	1
	170640050262005	Fairview Elem School	4
	170640050262013	Parkside Elementary School	1
Medinah SD 11			
	190220110022002	Medinah Primary School	1
Mendota CCSD 289			
	350502890041002	Northbrook School	2
	350502890042002	Lincoln Elem School	3
Mendota Twp HSD 280			
	350502800170001	Mendota Twp High School	5
Meredosia-Chambersburg CUSD 11			
	460690110262003	Meredosia-Chambersburg Elem Sch	3
Meridian CUSD 101			
	020771010260001	Meridian High School	11
	020771010262005	Meridian Elementary School	9
Meridian CUSD 223			
	470712230262004	Monroe Center Grade School	3
Metamora CCSD 1			
	431020010042001	Metamora Grade School	1
Midlothian SD 143			
	070161430022001	Central Park Elem School	10
	070161430022002	Kolmar Elem School	2
	070161430022004	Springfield Elem School	2
Midwest Central CUSD 191			
	380601910262003	Midwest Central Primary School	3
Mokena SD 159			
	560991590022002	Mokena Elem School	1
Moline USD 40			
	490810400222007	Butterworth Elem School	2
	490810400222010	Ericsson Elem School	4
	490810400222012	Garfield Elem School	2
	490810400222016	Lincoln-Irving Elem School	4

	490810400222017	Logan Elem School	3
	490810400222022	George Washington Elem School	4
Monmouth-Roseville CUSD 238			
	270942380262001	Harding Primary School	3
	270942380262005	Central Intermediate School	1
Morris CHSD 101			
	240321010160001	Morris Community High School	5
Morris SD 54			
	240320540022004	White Oak Elementary	4
Morrisonville CUSD 1			
	100110010262001	Morrisonville Elem School	1
Morton Grove SD 70			
	050160700022003	Park View Elem School	2
Mount Vernon SD 80			
	250410800021001	Zadok Casey Middle School	3
	250410800022002	J L Buford Intermediate Ed Ctr	6
	250410800022008	Mt Vernon Dist 80 Primary Center	6
Mt Vernon Twp HSD 201			
	250412010170001	Mount Vernon High School	7
Mt Zion CUSD 3			
	390550030262006	Mt Zion Intermediate School	3
Mulberry Grove CUSD 1			
	030030010261001	Mulberry Grove Jr High School	2
	030030010262001	Mulberry Grove Elem School	3
Mundelein Cons HSD 120			
	340491200130001	Mundelein Cons High School	7
Mundelein ESD 75			
	340490750022003	Mechanics Grove Elem School	1
Murphysboro CUSD 186			
	300391860260001	Murphysboro High School	6
	300391860261002	Murphysboro Middle School	10
	300391860262009	Carruthers Elementary School	2
	300391860262010	Gen John A Logan Attendance Cntr	2
Naperville CUSD 203			
	190222030262005	Mill Street Elem School	2
	190222030262012	Beebe Elem School	1
Nashville CCSD 49			
	130950490042002	Nashville Grade School	2
Nashville CHSD 99			
	130950990160001	Nashville Comm High School	4
Neoga CUSD 3			
	110180030262005	Neoga Middle School	1
Newark CHSD 18			
	240470180160001	Newark Comm High School	1
Niles Twp CHSD 219			

	050162190170002	Niles North High School	10
	050162190170003	Niles West High School	3
Nippersink SD 2			
	440630020032001	Richmond Grade School	1
Nokomis CUSD 22			
	100680220262003	North Elem School	3
Norris City-Omaha-Enfield CUSD 3			
	200970030262003	Booth Elementary School	3
North Boone CUSD 200			
	040042000262001	Capron Elem School	1
	040042000262004	Poplar Grove Elem School	2
North Chicago SD 187			
	340491870260001	North Chicago Community High Sch	2
	340491870261003	Neal Math Science Academy	5
	340491870262002	Forrestal Elem School	4
	340491870262003	Greenbay Elem School	6
	340491870262006	South Elementary School	4
	340491870262008	A J Katzenmaier Elem School	9
	340491870262009	North Elementary School	9
North Clay CUSD 25			
	120130250262004	North Clay Elem/Jr High Sch	3
North Mac CUSD 34			
	400560340261001	North Mac Middle School	1
North Shore SD 112			
	340491120021001	Northwood Jr High School	2
	340491120022007	Oak Terrace Elem School	5
Northbrook/Glenview SD 30			
	050160300021001	Maple School	1
Northfield Twp HSD 225			
	050162250170002	Glenbrook South High School	5
Northwestern CUSD 2			
	400560020262005	Northwestern Elem School	2
Norwood ESD 63			
	480720630021001	Norwood Elem School	1
O Fallon Twp HSD 203			
	500822030170001	O Fallon High School	6
Oak Lawn CHSD 229			
	070162290160001	Oak Lawn Comm High School	6
Oak Lawn-Hometown SD 123			
	070161230022003	J Covington Elem School	2
	070161230022007	Hometown Elem School	3
Oak Park - River Forest SD 200			
	060162000130001	Oak Park & River Forest High Sch	10
Oak Park ESD 97			
	060160970022001	William Beye Elem School	2



Oakland CUSD 5	110150050262001	Lake Crest Elem School	2
Oblong CUSD 4	120170040262002	Oblong Elem School	7
Oglesby ESD 125	350501250022002	Lincoln Elem School	3
Olympia CUSD 16	170640160261001	Olympia Middle School	2
	170640160262002	Olympia South Elem Sch	1
Opdyke-Belle-Rive CCSD 5	250410050042002	Opdyke Attendance Center	1
Oregon CUSD 220	470712200262006	Oregon Elem Sch	3
Orion CUSD 223	280372230262002	C R Hanna Elem School	1
Orland SD 135	070161350021004	Orland Jr High School	1
	070161350021005	Jerling Junior High School	1
	070161350022010	Orland Center School	2
Oswego CUSD 308	240473080260002	Oswego East High School	4
	240473080261003	Thompson Jr High School	3
	240473080261005	Plank Junior High	3
	240473080262004	Boulder Hill Elem School	4
	240473080262005	Long Beach Elem School	2
Ottawa ESD 141	350501410021009	Shepherd Middle School	1
	350501410022004	Jefferson Elem School	3
	350501410022009	Central Intermediate School	4
Ottawa Twp HSD 140	350501400170001	Ottawa Township High School	7
Palatine CCSD 15	050160150041016	Winston Campus Jr High	1
	050160150042001	Jane Addams Elem School	5
	050160150042003	Central Road Elem School	1
	050160150042005	Kimball Hill Elem School	3
	050160150042007	Lake Louise Elem School	1
	050160150042008	Lincoln Elementary School	1
	050160150042013	Gray M Sanborn Elem School	1
	050160150042015	Virginia Lake Elem School	1
Palestine CUSD 3	120170030262002	Palestine Grade School	3
Palos CCSD 118	070161180042002	Palos East Elementary School	3
Pana CUSD 8	100110080261005	Pana Jr High School	2
	100110080262001	Lincoln Elem School	2

Paris-Union SD 95	110230950251001	Mayo Middle School	3
Park Forest SD 163	070161630021010	Forest Trail Middle School	3
	070161630022003	Blackhawk Intermediate Center	2
	070161630022007	Mohawk Intermediate School	2
Patoka CUSD 100	130581000262001	Patoka Elem School	2
Paxton-Buckley-Loda CUD 10	090270100262005	PBL Eastlawn	2
Pekin CSD 303	530903030160002	Pekin Community High School	9
Pekin PSD 108	530901080022013	Wilson Intermediate School	3
	530901080022015	Washington Intermediate School	2
Pembroke CCSD 259	320462590042001	Lorenzo R Smith Academy	2
Peoria Heights CUSD 325	480723250262005	Peoria Heights Grade School	1
Peoria SD 150	480721500250023	Manual Academy	11
	480721500250024	Peoria High School	3
	48072150025027C	Quest Charter School Academy	1
	480721500251001	Rolling Acres Middle School	3
	480721500251002	Sterling Middle School	13
	480721500251003	Von Steuben Middle School	3
	480721500251006	Calvin Coolidge Middle School	1
	480721500251012	Trewyn K-8 School	13
	480721500251013	Mark W Bills Middle School	2
	480721500252010	Whittier Primary School	2
	480721500252011	Woodrow Wilson Primary School	2
	480721500252028	Roosevelt Magnet School	2
	480721500252032	Franklin Primary School	4
	480721500252034	Glen Oak Comm Learning Cntr	6
	480721500252036	Harrison Comm Learning Cntr	8
	480721500252039	Thomas Jefferson Primary School	3
Peotone CUSD 207U	56099207U262003	Peotone Elem School	2
Pikeland CUSD 10	010750100262007	Pittsfield South Elem School	2
	010750100262010	Pikeland Community School	10
Pinckneyville CHSD 101	300731010160001	Pinckneyville Comm High School	4
Pinckneyville SD 50	300730500022001	Pinckneyville Elem School	2
	300730500022002	Pinckneyville Middle School	3
Plainfield SD 202	560992020221002	Indian Trail Middle School	1
	560992020221003	Timber Ridge Middle School	3

	560992020221008	John F Kennedy Middle Sch	1
	560992020222003	Central Elem School	3
	560992020222004	Crystal Lawns Elem School	3
	560992020222005	Grand Prairie Elem School	2
	560992020222008	Lakewood Falls Elem School	2
	560992020222011	Creekside Elementary School	3
	560992020222018	Thomas Jefferson Elem Sch	1
	560992020222019	Elizabeth Eichelberger Elem Sch	1
Plano CUSD 88			
	240470880262003	Centennial Elem School	3
	240470880262004	Emily G Johns School	3
Pleasant Hill CUSD 3			
	010750030262001	Pleasant Hill Elem School	3
Pleasant Hill SD 69			
	480720690022001	Pleasant Hill Elem School	3
Pleasant Valley SD 62			
	480720620021001	Pleasant Valley Middle School	2
Pontiac CCSD 429			
	170534290042004	Lincoln Elementary School	2
	170534290042005	Washington Elem School	3
Pontiac Twp HSD 90			
	170530900170001	Pontiac High School	6
Pope Co CUD 1			
	200760010262002	Pope County Elementary School	4
Porta CUSD 202			
	380652020262003	Petersburg Elem School	1
Posen-Robbins ESD 143-5			
	070161435021003	Kellar School	13
	070161435022006	Posen Elem School	10
	070161435022010	Gordon School	4
Prairie Du Rocher CCSD 134			
	450791340042001	Prairie Du Rocher Elem School	1
Prairie-Hills ESD 144			
	070161440021002	Prairie-Hills Junior High School	13
	070161440022003	Fieldcrest Elem School	2
	070161440022004	Highlands Elem School	3
	070161440022005	Markham Park Elem School	4
	070161440022007	Nob Hill Elem School	3
	070161440022009	Chateaux School	3
	070161440022010	Mae Jemison School	4
Princeton ESD 115			
	280061150022004	Lincoln Elem School	2
Princeton HSD 500			
	280065000150001	Princeton High School	5
Proviso Twp HSD 209			
	060162090170001	Proviso East High School	11
	060162090170002	Proviso West High School	5

Queen Bee SD 16	190220160021004	Glenside Middle School	7
	190220160022001	Americana Intermediate School	2
	190220160022005	Glen Hill Primary	1
Quincy SD 172	010011720222004	Adams Elementary School	2
	010011720222008	Berrian School	3
	010011720222017	Washington Elementary School	2
	010011720222019	Baldwin Intermediate	3
Raccoon Cons SD 1	130580010032001	Raccoon Cons Elem School	3
Ramsey CUSD 204	030262040260002	Ramsey High School	4
	030262040262001	Ramsey Elem School	6
Rantoul City SD 137	090101370022001	Broadmeadow Elem School	5
	090101370022002	Eastlawn Elem School	3
	090101370022006	Northview Elem School	4
	090101370022007	Pleasant Acres Elem School	3
Rantoul Township HSD 193	090101930170001	Rantoul Twp High School	2
Reavis Twp HSD 220	070162200170001	Reavis High School	5
Red Bud CUSD 132	450791320262002	Red Bud Elem School	2
Rhodes SD 84-5	060160845022001	Rhodes Elem School	5
Rich Twp HSD 227	070162270170001	Rich East Campus High School	11
	070162270170002	Rich Central Campus High School	8
	070162270170003	Rich South Campus High School	11
Richland GSD 88A	56099088A021001	Richland Jr High	3
	56099088A022001	Richland Elem School	2
Ridgeland SD 122	070161220022001	Columbus Manor Elem School	3
	070161220022003	Harnew Elem School	3
Ridgewood CHSD 234	060162340160001	Ridgewood Comm High School	6
Riverdale CUSD 100	490811000262007	Riverdale Elem School	3
Riverside SD 96	060160960021004	L J Hauser Jr High School	2
Riverside-Brookfield Twp SD 208	060162080170001	Riverside Brookfield Twp HS	3
Riverton CUSD 14			

	510840140262003	Riverton Elem School	3
Riverview CCSD 2			
	431020020042001	Riverview Elem School	2
Robinson CUSD 2			
	120170020262004	Lincoln Elementary School	3
	120170020262007	Washington Elem School	2
Rochelle CCSD 231			
	470712310042001	Central Elem School	3
	470712310042003	Lincoln Elem School	5
Rochelle Twp HSD 212			
	470712120170001	Rochelle Twp High School	7
Rock Falls ESD 13			
	550980130022001	Dillon Elementary School	2
	550980130022002	Merrill Elem School	2
Rock Falls Twp HSD 301			
	550983010170001	Rock Falls Township High School	6
Rock Island SD 41			
	490810410251003	Edison Jr High School	7
	490810410251005	Washington Jr High School	7
	490810410252007	Denkmann Elem School	2
	490810410252008	Earl H Hanson Elem School	5
	490810410252010	Frances Willard Elem School	4
	490810410252015	Longfellow Elem School	3
	490810410252016	Ridgewood Elem School	4
	490810410252017	Thomas Jefferson Elem School	3
	490810410252020	Rock Island Academy	4
	490810410252021	RICMS	1
Rockdale SD 84			
	560990840022001	Rockdale Elem School	2
Rockford SD 205			
	041012050250001	Auburn High School	2
	041012050250002	Rockford East High School	2
	041012050250003	Guilford High School	2
	041012050250004	Jefferson High School	2
	041012050251001	West Middle School	3
	041012050251006	Eisenhower Middle School	2
	041012050251008	Bernard W Flinn Middle School	2
	041012050251009	Abraham Lincoln Middle School	6
	041012050251010	Kennedy Middle School	7
	041012050252014	Barbour Two-Way Lang Immersion	5
	041012050252016	Beyer Elem School	6
	041012050252017	C Henry Bloom Elem School	2
	041012050252019	Clifford P Carlson Elem School	2
	04101205025201C	Legacy Acad of Excellence Charter	2
	041012050252020	Cherry Valley Elem School	2
	041012050252022	Conklin Elem School	6
	041012050252024	Ellis Arts Academy	13
	041012050252029	Gregory Elem School	2
	04101205025202C	Galapagos Rockford Charter Sch	2
	041012050252034	Haskell Academy	4
	041012050252037	Swan Hillman Elem School	5
	041012050252039	Maud E Johnson Elem School	1

	04101205025203C	CICS Rockford Patriots	1
	041012050252040	Kishwaukee Elem School	5
	041012050252041	Julia Lathrop Elem School	13
	041012050252043	McIntosh Science and Tech Magnet	9
	041012050252046	Wm Nashold Elem School	13
	041012050252047	John Nelson Elem School	5
	041012050252051	Riverdahl Elem School	5
	041012050252054	Rolling Green	3
	041012050252059	A C Thompson Elem School	2
	041012050252062	Walker Elem School	5
	041012050252063	R K Welsh Elem School	4
	041012050252064	West View Elem School	6
	041012050252066	Whitehead Elem School	6
	041012050252067	White Swan Elem School	1
	041012050252080	King Elementary School	3
	041012050252082	Marsh Elementary School	5
	041012050252084	Lewis Lemon Elementary	7
	041012050252085	Montessori Elementary School	2
	041012050252086	Rockford Envrnmntl Science Acad	7
Rossville-Alvin CUSD 7			
	540920070262001	Rossville-Alvin Elem School	2
Round Lake CUSD 116			
	340491160262001	Raymond Ellis Elem School	5
	340491160262002	Indian Hill Elem School	5
	340491160262004	Round Lake Beach Elem School	5
	340491160262005	WJ Murphy Elementary School	4
	340491160262006	Village Elementary School	4
Roxana CUSD 1			
	410570010261001	Roxana Junior High School	7
	410570010262006	South Roxana Elem School	2
Salem CHSD 600			
	130586000160001	Salem Community High School	5
Salem SD 111			
	130581110022005	Franklin Park Middle School	3
Sandoval CUSD 501			
	130585010262002	Sandoval Elem School	4
Sandridge SD 172			
	070161720022001	Sandridge Elem School	4
Sandwich CUSD 430			
	160194300262007	Herman E Dummer	3
Saratoga CCSD 60C			
	24032060C042001	Saratoga Elem School	3
Schaumburg CCSD 54			
	050160540042030	Enders-Salk Elem School	1
Schiller Park SD 81			
	060160810021001	Lincoln Middle School	1
	060160810022001	John F Kennedy Elem School	3
	060160810022003	Washington Elem School	2
SD 45 DuPage County			

	190220450021007	Jefferson Middle School	2
	190220450022010	North Elem School	5
	190220450022011	Schafer Elem School	5
	190220450022015	York Center Elem School	2
	190220450022016	Stevenson School	3
SD U-46			
	310450460220001	Elgin High School	3
	310450460220002	Larkin High School	3
	310450460220003	Streamwood High School	3
	310450460221003	Abbott Middle School	3
	310450460221005	Ellis Middle School	3
	310450460221006	Kimball Middle School	3
	310450460221007	Larsen Middle School	3
	310450460221008	Tefft Middle School	1
	310450460221045	Canton Middle School	3
	310450460222006	Lincoln Elementary School	3
	310450460222010	Century Oaks Elem School	3
	310450460222011	Channing Memorial Elem School	5
	310450460222013	Coleman Elem School	3
	310450460222015	Garfield Elem School	5
	310450460222016	Harriet Gifford Elem School	3
	310450460222020	Highland Elem School	5
	310450460222021	Hillcrest Elem School	5
	310450460222022	Huff Elem School	5
	310450460222024	Laurel Hill Elem School	5
	310450460222025	Lowrie Elem School	4
	310450460222026	McKinley Elem School	3
	310450460222027	Oakhill Elem School	3
	310450460222028	Ontarioville Elem School	3
	310450460222029	Parkwood Elem School	5
	310450460222031	Ridge Circle Elem School	3
	310450460222032	Sheridan Elem School	5
	310450460222034	Sunnydale Elem School	3
	310450460222036	Washington Elem School	5
	310450460222042	Heritage Elem School	3
	310450460222044	Lords Park Elem School	5
Selmaville CCSD 10			
	130580100042003	Selmaville Elem School	1
Seneca Twp HSD 160			
	350501600170001	Seneca High School	4
Sesser-Valier CUSD 196			
	210281960261001	Sesser-Valier Jr High School	1
Shawnee CUSD 84			
	020910840261002	Shawnee Jr High School	2
	020910840262004	Shawnee Elem School - North	1
Shiloh CUSD 1			
	110230010262002	Shiloh Elementary School	3
Silvis SD 34			
	490810340022003	George O Barr School	4
Skokie SD 68			
	050160680021002	Old Orchard Jr High School	4
Skokie SD 69			

	050160690021003	Lincoln Jr High School	1
	050160690022001	Thomas Edison Elem School	4
	050160690022004	Madison Elem School	5
Smithton CCSD 130			
	500821300042001	Smithton Elem School	2
South Central CUD 401			
	130584010261001	South Central Middle School	5
	130584010262002	South Central Elementary-Kinmundy	2
South Holland SD 150			
	070161500021005	McKinley Jr High School	1
	070161500022002	McKinley Elem School	3
South Holland SD 151			
	070161510021001	Coolidge Middle School	13
	070161510022002	Eisenhower School	4
	070161510022004	Madison School	7
South Pekin SD 137			
	530901370022001	South Pekin Elem School	3
Sparta CUSD 140			
	450791400262002	Sparta-Lincoln Middle School	4
	450791400262007	Sparta Primary Attendance Center	3
	450791400262008	Evansville Attendance Center	3
Spring Valley CCSD 99			
	280060990042002	John F Kennedy Elem School	4
Springfield SD 186			
	510841860251009	Washington Middle School	7
	510841860252010	Jane Addams Elem School	2
	510841860252013	Black Hawk Elem School	5
	510841860252015	Dubois Elem School	4
	510841860252016	Enos Elem School	13
	510841860252017	Fairview Elem School	4
	510841860252022	Laketown Elem School	3
	510841860252027	Matheny-Withrow Elem Sch	4
	510841860252028	McClelland Elem School	6
	510841860252032	Ridgely Elem School	4
	510841860252035	Southern View Elem School	4
	510841860252037	Wanless Elem School	3
	510841860252042	Jefferson Middle School	3
	510841860252044	Harvard Park Elem School	5
	510841860252045	Edwin A Lee Elementary School	5
	510841860252046	Elizabeth Graham Elem School	4
St Anne CHSD 302			
	320463020160001	St Anne Comm High School	14
St Charles CUSD 303			
	310453030262001	Anderson Elem School	1
	310453030262005	Munhall Elem School	1
	310453030262006	Richmond Intermediate Sch	2
St Elmo CUSD 202			
	030262020262001	St Elmo Elem School	3
St George CCSD 258			



	320462580042001	St George Elem School	1
St Joseph Ogden CHSD 305			
	090103050160001	St Joseph-Ogden High School	3
Steeleville CUSD 138			
	450791380262002	Steeleville Elem School	2
Steger SD 194			
	070161940022002	Eastview Elem School	3
	070161940022004	Parkview Elem School	3
	070161940022005	Saukview Elem School	3
Sterling CUSD 5			
	550980050262008	Lincoln Elem School	2
	550980050262010	Washington Elem School	2
Streator ESD 44			
	350500440022001	Centennial Elem School	2
	350500440022003	Kimes Elem School	2
	350500440022007	Sherman Elem School	2
Streator Twp HSD 40			
	350500400170001	Streator Twp High School	6
Summit SD 104			
	070161040021001	Heritage Middle School	4
	070161040022001	Dr Donald Wharton Elem School	4
	070161040022003	Otis P Graves Elem School	5
	070161040022004	W W Walker Elem School	3
	070161040022005	Walsh Elem School	2
Sunnybrook SD 171			
	070161710021001	Heritage Middle School	8
	070161710022001	Nathan Hale Elem School	4
Sycamore CUSD 427			
	160194270261002	Sycamore Middle School	3
	160194270262007	South Prairie Elementary School	2
	160194270262008	North Grove Elementary School	2
Taft SD 90			
	560990900022001	Taft Grade School	2
Tamaroa School Dist 5			
	300730050022001	Tamaroa Elem School	3
Taylorville CUSD 3			
	100110030262001	Memorial Elem School	3
Thompsonville CUSD 174			
	210281740260001	Thompsonville High School	4
Thornton Fractional Twp HSD 215			
	070162150170001	Thornton Fractnl No High School	8
	070162150170002	Thornton Fractnl So High School	4
Thornton Twp HSD 205			
	070162050170001	Thornton Township High School	11
	070162050170002	Thornridge High School	11
	070162050170003	Thornwood High School	11

Township HSD 211	050162110170003	Palatine High School	3
	050162110170006	Hoffman Estates High School	3
Township HSD 214	050162140170002	Elk Grove High School	3
	050162140170006	Wheeling High School	3
	050162140170007	Rolling Meadows High School	3
Tri City CUSD 1	510840010261001	Tri-City Jr High School	2
Tri Point CUSD 6-J	17053006J262005	Tri Point Elementary School	2
Triad CUSD 2	410570020262004	Silver Creek Elementary	1
Trico CUSD 176	300391760260001	Trico Senior High School	2
	300391760261001	Trico Jr High School	2
	300391760262008	Trico Elementary School	4
Troy CCSD 30C	56099030C042006	Orenic Intermediate School	1
Twp HSD 113	340491130170002	Highland Park High School	10
Union SD 81	560990810022001	Union Elementary School	2
United Twp HSD 30	490810300170001	United Twp High School	11
Unity Point CCSD 140	300391400042001	Unity Point Elem School	1
Urbana SD 116	090101160222004	M L King Jr Elem School	2
	090101160222005	Leal Elem School	4
	090101160222007	Prairie Elem School	3
	090101160222008	Thomas Paine Elem School	2
	090101160222012	Yankee Ridge Elem School	1
	090101160222013	Wiley Elementary School	2
V I T CUSD 2	220290020262006	V I T Elementary School	2
Valley View CUSD 365U	56099365U261006	Hubert H Humphrey Middle School	5
	56099365U262002	Irene King Elem School	6
	56099365U262003	Bernard J Ward Elem School	5
	56099365U262006	John R Tibbott Elem School	5
	56099365U262008	Wood View Elem School	3
	56099365U262009	Independence Elem School	4
	56099365U262010	Jonas E Salk Elem School	3
	56099365U262012	Oak View Elem School	3
	56099365U262016	Skoff Elementary	4
Valmeyer CUSD 3	450670030260001	Valmeyer High School	3

Vandalia CUSD 203	030262030261002	Vandalia Junior High School	7
	030262030262008	Vandalia Elementary School	5
Venice CUSD 3	410570030262002	Venice Elem School	13
Vienna HSD 133	020441330170001	Vienna High School	5
Villa Grove CUSD 302	110213020262001	Villa Grove Elem School	2
W Harvey-Dixmoor PSD 147	070161470021001	Rosa L Parks Middle School	13
	070161470022004	Lincoln Elem School	6
	070161470022006	Washington Elem School	2
	070161470022007	Martin L King Elem School	1
Wabash CUSD 348	200933480261003	Mt Carmel Middle School	3
	200933480262005	North Intermediate Ctr of Educ	6
Waltonville CUSD 1	250410010262002	Waltonville Grade School	3
Warren Twp HSD 121	340491210170001	Warren Township High School	9
Warsaw CUSD 316	260343160262003	Warsaw Elem School	2
Washington CHSD 308	530903080160001	Washington Comm High School	4
Washington SD 52	530900520021001	Washington Middle School	2
Wauconda CUSD 118	340491180262001	Wauconda Grade School	5
Waukegan CUSD 60	340490600260022	Waukegan High School	1
	340490600261001	Jack Benny Middle School	13
	340490600261002	Thomas Jefferson Middle School	10
	340490600261003	Daniel Webster Middle School	13
	340490600261004	Robert E Abbott Middle School	13
	340490600261005	Miguel Juarez Middle School	13
	340490600262004	Carman-Buckner Elem School	5
	340490600262005	John S Clark Elem School	2
	340490600262006	Andrew Cooke Magnet Elem School	2
	340490600262007	Clearview Elem School	13
	340490600262008	Glen Flora Elem School	13
	340490600262009	Glenwood Elementary School	4
	340490600262010	Greenwood Elem School	3
	340490600262011	Hyde Park Elem School	5
	340490600262013	Little Fort Elem School	10
	340490600262014	Lyon Magnet Elementary School	5
	340490600262015	H R McCall Elem School	4
340490600262016	North Elem School	5	
340490600262017	Oakdale Elem School	5	

	340490600262018	Washington Elem School	4
	340490600262021	Whittier Elem School	3
Waverly CUSD 6			
	460690060262002	Waverly Elementary School	1
Wayne City CUSD 100			
	200961000262005	Wayne City Attendance Center	2
Webber Twp HSD 204			
	250412040170001	Webber Twp High School	6
West Carroll CUSD 314			
	080083140262002	West Carroll Primary	1
West Central CUSD 235			
	270362350261001	West Central Middle School	1
West Chicago ESD 33			
	190220330022001	Gary Elementary School	5
	190220330022002	Indian Knoll Elem School	3
	190220330022004	Pioneer Elem School	5
	190220330022005	Turner Elem School	5
	190220330022006	Currier Elementary School	5
	190220330022007	Wegner Elementary School	4
West Northfield SD 31			
	050160310021001	Field School	1
	050160310022002	Henry Winkelman Elem School	1
West Richland CUSD 2			
	120800020262002	West Richland Elementary School	2
Westchester SD 92-5			
	060160925021001	Westchester Middle School	1
	060160925022002	Westchester Intermediate School	3
Western CUSD 12			
	010750120261001	Western Jr High School	2
	010750120262001	Western Barry Elem	2
Westville CUSD 2			
	540920020262001	Judith Giacoma Elem School	4
Wethersfield CUSD 230			
	280372300262001	Wethersfield Elem School	1
Wheeling CCSD 21			
	050160210041006	Oliver W Holmes Middle School	3
	050160210042003	Eugene Field Elem School	3
	050160210042004	Robert Frost Elem School	3
	050160210042007	Joyce Kilmer Elem School	2
	050160210042014	Mark Twain Elem School	3
	050160210042015	Walt Whitman Elem School	3
Whiteside SD 115			
	500821150022001	Whiteside Elem School	4
Williamsville CUSD 15			
	510840150262004	Sherman Elem School	1
Willow Grove SD 46			

	130140460022001	Willow Grove Elem School	1
Winchester CUSD 1			
	460860010262002	Winchester Elem School	3
Winfield SD 34			
	190220340022001	Winfield Primary School	1
Wood Dale SD 7			
	190220070022002	Oakbrook Elem School	3
	190220070022003	Westview Elem School	1
Wood River-Hartford ESD 15			
	410570150032002	Lewis-Clark Elem School	2
	410570150032004	Hartford Elem School	2
Woodlawn CHSD 205			
	250412050160001	Woodlawn Comm High School	4
Woodstock CUSD 200			
	440632000262003	Dean Street Elem School	4
	440632000262006	Westwood Elem School	1
	440632000262007	Olson Elementary School	3
	440632000262008	Mary Endres Elementary School	5
	440632000262010	Prairiewood Elem Sch	4
Zeigler-Royalton CUSD 188			
	210281880260001	Zeigler-Royalton High School	6
	210281880261001	Zeigler-Royalton Jr High School	2
	210281880262003	Zeigler-Royalton Elem School	3
Zion ESD 6			
	340490060021001	Zion Central Middle School	5
	340490060022002	East Elementary School	4
	340490060022005	Shiloh Park Elem School	2
	340490060022006	West Elementary School	4
	340490060022008	Elmwood Elem School	5
Zion-Benton Twp HSD 126			
	340491260170001	Zion-Benton Twnshp Hi Sch	10

## FEDERAL DISTRICT IMPROVEMENT STATUS

Below is a list of the Title I funded districts in the State that are in Federal Improvement Status as defined by the federal No Child Left Behind Act of 2001. Out of 863 districts statewide, 827 are Title I districts of which 503 districts or 58.3 percent (of all the districts) are in Federal Improvement Status.

District Name	District ID	Years in Improvement
Addison SD 4	190220040	10
Allen-Otter Creek CCSD 65	350500650	2
Alsip-Hazlgrn-Oaklwn SD 126	070161260	3
Altamont CUSD 10	030250100	1
Alton CUSD 11	410570110	10
Anna Jonesboro CHSD 81	020910810	6
Antioch CCSD 34	340490340	2
Arbor Park SD 145	070161450	1
Arcola CUSD 306	110213060	2
Argo CHSD 217	070162170	6
Armstrong Twp HSD 225	540922250	6
Arthur CUSD 305	110213050	2
Atwood Hammond CUSD 39	390740390	2
Atwood Heights SD 125	070161250	2
Auburn CUSD 10	510840100	10
Aurora East USD 131	310451310	10
Aurora West USD 129	310451290	10
Ball Chatham CUSD 5	510840050	2
Barrington CUSD 220	340492200	3
Bartonville SD 66	480720660	2
Batavia USD 101	310451010	3
Beach Park CCSD 3	340490030	4
Beardstown CUSD 15	460090150	10
Belleville SD 118	500821180	2
Belleville Twp HSD 201	500822010	10
Bellwood SD 88	060160880	10
Belvidere CUSD 100	040041000	10
Bement CUSD 5	390740050	2
Bensenville SD 2	190220020	2
Benton CCSD 47	210280470	3
Benton Cons HSD 103	210281030	5
Berkeley SD 87	060160870	10
Berwyn North SD 98	060160980	7
Berwyn South SD 100	060161000	2
Bethalto CUSD 8	410570080	5
Bethel SD 82	250410820	2

---

Bloom Twp HSD 206	070162060	10
Bloomington SD 87	170640870	10
Bond County CUSD 2	030030020	2
Bourbonnais SD 53	320460530	3
Braceville SD 75	240320750	2
Bradley Bourbonnais CHSD 307	320463070	5
Bradley SD 61	320460610	4
Bremen CHSD 228	070162280	10
Brookfield Lagrange Park SD 95	060160950	1
Brookwood SD 167	070161670	10
Buncombe Cons SD 43	020440430	2
Burbank SD 111	070161110	3
Bureau Valley CUSD 340	280063400	3
Burnham SD 154-5	070161545	4
Bushnell Prairie City CUSD 170	260621700	5
Cahokia CUSD 187	500821870	10
Cairo USD 1	020020010	10
Calhoun CUSD 40	400070400	1
Calumet City SD 155	070161550	10
Calumet Public SD 132	070161320	3
Canton Union SD 66	220290660	5
Carbon Cliff-Barstow SD 36	490810360	4
Carbondale CHSD 165	300391650	10
Carbondale ESD 95	300390950	4
Carlinville CUSD 1	400560010	2
Carlyle CUSD 1	130140010	2
Carmi-White County CUSD 5	200970050	10
Carrier Mills-Stonefort CUSD 2	200830020	4
Carterville CUSD 5	211000050	2
CCSD 168	070161680	6
CCSD 180	190221800	3
CCSD 62	050160620	4
CCSD 89	190220890	3
CCSD 93	190220930	1
Central A & M CUD 21	110870210	2
Central CHSD 71	130140710	4
Central CUSD 3	010010030	2
Central CUSD 301	310453010	3
Central CUSD 4	320380040	10
Central Stickney SD 110	070161100	1
Centralia HSD 200	130582000	10
Centralia SD 135	130581350	1
Century CUSD 100	020771000	1
Champaign CUSD 4	090100040	10

---

Chaney-Monge SD 88	560990880	3
Charleston CUSD 1	110150010	2
Chester CUSD 139	450791390	10
Chicago Heights SD 170	070161700	10
Chicago Ridge SD 127-5	070161275	3
Christopher USD 99	210280990	3
CHSD 117	340491170	10
CHSD 218	070162180	10
CHSD 94	190220940	6
CHSD 99	190220990	2
Cicero SD 99	060160990	10
City of Chicago SD 299	150162990	10
Clinton CUSD 15	170200150	2
Cobden SUD 17	020910170	2
Collinsville CUSD 10	410570100	10
Colona SD 190	280371900	3
Comm Cons SD 59	050160590	3
Cons SD 158	440631580	2
Cook County SD 130	070161300	10
Coulterville USD 1	450790010	2
Country Club Hills SD 160	070161600	10
County of Winnebago SD 320	041013200	2
County of Woodford School	431021220	3
Cowden-Herrick CUSD 3A	11087003A	2
Crab Orchard CUSD 3	211000030	1
Creston CCSD 161	470711610	2
Crete Monee CUSD 201U	56099201U	10
Creve Coeur SD 76	530900760	3
Crystal Lake CCSD 47	440630470	4
Cumberland CUSD 77	110180770	2
CUSD 200	190222000	3
CUSD 3 Fulton County	220290030	2
CUSD 300	310453000	5
CUSD 4	010010040	2
Dakota CUSD 201	080892010	1
Dallas ESD 327	260343270	3
Danville CCSD 118	540921180	10
Darien SD 61	190220610	2
Decatur SD 61	390550610	10
Deerfield SD 109	340491090	1
DeKalb CUSD 428	160194280	5
DePue USD 103	280061030	4
Dixon USD 170	470521700	5
Dodds CCSD 7	250410070	2



---

Dolton SD 148	070161480	10
Dolton SD 149	070161490	10
Dongola USD 66	020910660	2
Downers Grove GSD 58	190220580	1
DuPage HSD 88	190220880	10
Dupo CUSD 196	500821960	1
Duquoin CUSD 300	300733000	3
Dwight Twp HSD 230	170532300	2
Earlville CUSD 9	350500090	1
East Alton SD 13	410570130	10
East Alton-Wood River CHSD 14	410570140	10
East Dubuque USD 119	080431190	2
East Maine SD 63	050160630	4
East Moline SD 37	490810370	5
East Peoria CHSD 309	530903090	7
East Richland CUSD 1	120800010	3
East St Louis SD 189	500821890	10
Eastland CUSD 308	080083080	1
Edinburg CUSD 4	100110040	2
Edwards County CUSD 1	200240010	2
Edwardsville CUSD 7	410570070	3
Effingham CUSD 40	030250400	3
Egyptian CUSD 5	020020050	10
Eldorado CUSD 4	200830040	10
Elmhurst SD 205	190222050	2
Elverado CUSD 196	300391960	2
Elwood CCSD 203	560992030	2
ESD 159	070161590	2
Eureka CUD 140	431021400	1
Evanston CCSD 65	050160650	5
Evanston Twp HSD 202	050162020	10
Evergreen Park CHSD 231	070162310	4
Evergreen Park ESD 124	070161240	3
Fairfield Comm H S Dist 225	200962250	5
Farrington CCSD 99	250410990	1
Fenton CHSD 100	190221000	10
Field CCSD 3	250410030	2
Fisher CUSD 1	090100010	1
Flanagan-Cornell Dist 74	170530740	1
Flora CUSD 35	120130350	2
Flossmoor SD 161	070161610	10
Ford Heights SD 169	070161690	4
Forest Ridge SD 142	070161420	1
Frankfort CUSD 168	210281680	4

---

Franklin Park SD 84	060160840	3
Freeburg CHSD 77	500820770	3
Freeport SD 145	080891450	4
Fremont SD 79	340490790	1
Galatia CUSD 1	200830010	2
Galesburg CUSD 205	330482050	10
Gallatin CUSD 7	200300070	2
Galva CUSD 224	280372240	2
Gardner S Wilmington Twp HSD 73	240320730	4
Gavin SD 37	340490370	1
Gen George Patton SD 133	070161330	10
Geneseo CUSD 228	280372280	10
Genoa Kingston CUSD 424	160194240	2
Georgetown-Ridge Farm CUD 4	540920040	10
Germantown Hills SD 69	431020690	1
Gillespie CUSD 7	400560070	10
Glen Ellyn SD 41	190220410	2
Glenbard Twp HSD 87	190220870	10
Goreville CUD 1	020440010	1
Granite City CUSD 9	410570090	10
Grant CCSD 110	500821100	2
Grant CHSD 124	340491240	5
Grayslake CCSD 46	340490460	2
Grayville CUSD 1	200970010	2
Greenfield CUSD 10	400310100	2
Greenview CUSD 200	380652000	1
Griggsville-Perry CUSD 4	010750040	2
Gurnee SD 56	340490560	2
Hall HSD 502	280065020	6
Hamilton CCSD 328	260343280	2
Hamilton Co CUSD 10	250330100	5
Hardin County CUSD 1	200350010	3
Harlem UD 122	041011220	10
Harrisburg CUSD 3	200830030	4
Harrison SD 36	440630360	2
Hartsburg Emden CUSD 21	380540210	1
Harvard CUSD 50	440630500	10
Harvey SD 152	070161520	10
Havana CUSD 126	380601260	10
Hawthorn CCSD 73	340490730	3
Hazel Crest SD 152-5	070161525	2
Henry-Senachwine CUSD 5	430590050	1
Heritage CUSD 8	090100080	1
Herrin CUSD 4	211000040	3

---

Heyworth CUSD 4	170640040	1
High Mount SD 116	500821160	1
Highland CUSD 5	410570050	10
Hillsboro CUSD 3	100680030	4
Hillside SD 93	060160930	7
Hinsdale Twp HSD 86	190220860	10
Homewood SD 153	070161530	1
Hononegah CHD 207	041012070	4
Hoopeston Area CUSD 11	540920110	5
Hoover-Schrum Memorial SD 157	070161570	3
Hutsonville CUSD 1	120170010	1
Il Valley Central USD 321	480723210	2
Illini Central CUSD 189	380601890	10
Illini West H S Dist 307	260343070	4
Ina CCSD 8	250410080	3
Indian Prairie CUSD 204	190222040	3
Indian Springs SD 109	070161090	10
Iroquois County CUSD 9	320380090	2
Iroquois West CUSD 10	320380100	3
J S Morton HSD 201	060162010	10
Jacksonville SD 117	460691170	4
Jasper County CUD 1	120400010	10
Jersey CUSD 100	400421000	3
Johnston City CUSD 1	211000010	10
Joliet PSD 86	560990860	10
Joliet Twp HSD 204	560992040	10
Jonesboro CCSD 43	020910430	2
Kaneland CUSD 302	310453020	2
Kankakee SD 111	320461110	10
Kansas CUSD 3	110230030	1
Keeneyville SD 20	190220200	10
Kewanee CUSD 229	280372290	3
Komarek SD 94	060160940	1
La Moille CUSD 303	280063030	2
La Salle ESD 122	350501220	2
La Salle-Peru Twp HSD 120	350501200	7
Lake Forest CHSD 115	340491150	2
Lake Park CHSD 108	190221080	10
Lake Zurich CUSD 95	340490950	2
Lansing SD 158	070161580	10
Laraway CCSD 70C	56099070C	4
Lawrence County CUD 20	120510200	1
Lebanon CUSD 9	500820090	2
Leland CUSD 1	350500010	1

---

Lemont Twp HSD 210	070162100	3
Lewistown CUSD 97	220290970	2
Leyden CHSD 212	060162120	8
Liberty CUSD 2	010010020	1
Libertyville SD 70	340490700	1
Limestone CHSD 310	480723100	6
Lincoln CHSD 404	380544040	4
Lincoln ESD 156	070161560	3
Lincoln ESD 27	380540270	2
Lincoln Way CHSD 210	560992100	10
Lincolnwood SD 74	050160740	3
Lindop SD 92	060160920	3
Litchfield CUSD 12	100680120	2
Lockport Twp HSD 205	560992050	3
Lombard SD 44	190220440	3
Lowpoint-Washburn CUSD 21	431020210	2
Ludlow CCSD 142	090101420	2
Lyons SD 103	060161030	4
Lyons Twp HSD 204	060162040	3
Macomb CUSD 185	260621850	2
Madison CUSD 12	410570120	10
Mahomet-Seymour CUSD 3	090100030	2
Maine Township HSD 207	050162070	10
Mannheim SD 83	060160830	10
Manteno CUSD 5	320460050	2
Marengo CHSD 154	440631540	5
Marion CUSD 2	211000020	3
Marissa CUSD 40	500820400	3
Marquardt SD 15	190220150	5
Marseilles ESD 150	350501500	2
Martinsville CUSD 3C	11012003C	1
Mascoutah CUD 19	500820190	2
Massac UD 1	020610010	10
Matteson ESD 162	070161620	3
Mattoon CUSD 2	110150020	2
Maywood-Melrose Park-Broadview 89	060160890	10
McHenry CCSD 15	440630150	5
McHenry CHSD 156	440631560	10
McLean County USD 5	170640050	4
Mendota CCSD 289	350502890	3
Mendota Twp HSD 280	350502800	5
Meredosia-Chambersburg CUSD 11	460690110	2
Meridian CUSD 101	020771010	5
Meridian CUSD 15	390550150	1

---

Metamora CCSD 1	431020010	1
Midlothian SD 143	070161430	10
Midwest Central CUSD 191	380601910	10
Mokena SD 159	560991590	2
Moline USD 40	490810400	10
Momence CUSD 1	320460010	1
Monmouth-Roseville CUSD 238	270942380	4
Morris CHSD 101	240321010	5
Morris SD 54	240320540	2
Morrison CUSD 6	550980060	2
Morton Grove SD 70	050160700	2
Mount Vernon SD 80	250410800	10
Mt Pulaski CUSD 23	380540230	1
Mt Vernon Twp HSD 201	250412010	7
Mulberry Grove CUSD 1	030030010	2
Mundelein Cons HSD 120	340491200	7
Murphysboro CUSD 186	300391860	10
Naperville CUSD 203	190222030	3
Nashville CCSD 49	130950490	2
Nashville CHSD 99	130950990	4
Newark CHSD 18	240470180	1
Niles Twp CHSD 219	050162190	10
Nippersink SD 2	440630020	2
Nokomis CUSD 22	100680220	3
North Boone CUSD 200	040042000	3
North Chicago SD 187	340491870	8
North Clay CUSD 25	120130250	2
North Greene CUSD 3	400310030	10
North Shore SD 112	340491120	2
Northfield Twp HSD 225	050162250	6
O Fallon Twp HSD 203	500822030	6
Oak Lawn CHSD 229	070162290	6
Oak Park - River Forest SD 200	060162000	7
Oak Park ESD 97	060160970	2
Oakland CUSD 5	110150050	1
Oblong CUSD 4	120170040	1
Olympia CUSD 16	170640160	2
Orion CUSD 223	280372230	1
Orland SD 135	070161350	2
Oswego CUSD 308	240473080	10
Ottawa ESD 141	350501410	10
Ottawa Twp HSD 140	350501400	8
Palatine CCSD 15	050160150	5
Palestine CUSD 3	120170030	1

---

Pana CUSD 8	100110080	3
Paris-Union SD 95	110230950	2
Park Forest SD 163	070161630	3
Pawnee CUSD 11	510840110	1
Paxton-Buckley-Loda CUD 10	090270100	10
Payson CUSD 1	010010010	1
Pekin CSD 303	530903030	8
Pekin PSD 108	530901080	2
Peoria Heights CUSD 325	480723250	10
Peoria SD 150	480721500	10
Peotone CUSD 207U	56099207U	2
Pikeland CUSD 10	010750100	2
Pinckneyville CHSD 101	300731010	4
Pinckneyville SD 50	300730500	2
Plainfield SD 202	560992020	3
Plano CUSD 88	240470880	10
Pleasant Hill CUSD 3	010750030	1
Pleasant Hill SD 69	480720690	3
Pontiac CCSD 429	170534290	2
Pontiac Twp HSD 90	170530900	6
Pope Co CUD 1	200760010	3
Porta CUSD 202	380652020	2
Posen-Robbins ESD 143-5	070161435	10
Prairie Central CUSD 8	170530080	2
Prairie Du Rocher CCSD 134	450791340	1
Prairie-Hills ESD 144	070161440	10
Princeton ESD 115	280061150	10
Princeton HSD 500	280065000	5
Princeville CUSD 326	480723260	1
Prophetstown-Lyndon-Tampico CUSD3	550980030	10
Proviso Twp HSD 209	060162090	10
Putnam County CUSD 535	430785350	10
Queen Bee SD 16	190220160	10
Quincy SD 172	010011720	4
Raccoon Cons SD 1	130580010	3
Ramsey CUSD 204	030262040	2
Rantoul City SD 137	090101370	8
Rantoul Township HSD 193	090101930	2
Reavis Twp HSD 220	070162200	5
Red Bud CUSD 132	450791320	1
Red Hill CUSD 10	120510100	2
Rhodes SD 84-5	060160845	5
Rich Twp HSD 227	070162270	10
Richland GSD 88A	56099088A	3

---

Ridgeland SD 122	070161220	4
Ridgeview CUSD 19	170640190	2
Ridgewood CHSD 234	060162340	6
River Bend CUSD 2	550980020	10
Riverside-Brookfield Twp SD 208	060162080	3
Riverton CUSD 14	510840140	3
Riverview CCSD 2	431020020	2
Robinson CUSD 2	120170020	2
Rochelle CCSD 231	470712310	2
Rochelle Twp HSD 212	470712120	7
Rock Falls ESD 13	550980130	2
Rock Falls Twp HSD 301	550983010	6
Rock Island SD 41	490810410	10
Rockdale SD 84	560990840	2
Rockford SD 205	041012050	10
Rossville-Alvin CUSD 7	540920070	2
Round Lake CUSD 116	340491160	10
Roxana CUSD 1	410570010	10
Salem CHSD 600	130586000	5
Sandoval CUSD 501	130585010	2
Sandridge SD 172	070161720	4
Sandwich CUSD 430	160194300	3
Sangamon Valley CUSD 9	390550090	2
Saratoga CCSD 60C	24032060C	3
Schaumburg CCSD 54	050160540	1
Schiller Park SD 81	060160810	1
Schuyler-Industry CUSD 5	220850050	2
SD 45 DuPage County	190220450	3
SD U-46	310450460	10
Selmaville CCSD 10	130580100	1
Seneca Twp HSD 160	350501600	5
Sesser-Valier CUSD 196	210281960	10
Shawnee CUSD 84	020910840	2
Sherrard CUSD 200	490812000	10
Shiloh CUSD 1	110230010	1
Silvis SD 34	490810340	2
Skokie SD 68	050160680	1
Skokie SD 69	050160690	4
Smithton CCSD 130	500821300	2
South Fork SD 14	100110140	2
South Holland SD 151	070161510	10
South Pekin SD 137	530901370	3
Southeastern CUSD 337	260343370	1
Southwestern CUSD 9	400560090	3

---

Sparta CUSD 140	450791400	10
Spoon River Valley CUSD 4	220290040	2
Spring Valley CCSD 99	280060990	3
Springfield SD 186	510841860	10
St Anne CHSD 302	320463020	10
St Charles CUSD 303	310453030	3
St Elmo CUSD 202	030262020	2
St George CCSD 258	320462580	1
St Joseph Ogden CHSD 305	090103050	3
Steger SD 194	070161940	3
Sterling CUSD 5	550980050	3
Stewardson-Strasburg CUD 5A	11087005A	1
Streator ESD 44	350500440	2
Streator Twp HSD 40	350500400	6
Summit SD 104	070161040	4
Sunnybrook SD 171	070161710	3
Sycamore CUSD 427	160194270	3
Taft SD 90	560990900	2
Tamaroa School Dist 5	300730050	3
Taylorville CUSD 3	100110030	2
Thompsonville CUSD 174	210281740	1
Thornton Fractional Twp HSD 215	070162150	8
Thornton Twp HSD 205	070162050	10
Township HSD 211	050162110	3
Township HSD 214	050162140	3
Tri City CUSD 1	510840010	2
Tri Point CUSD 6-J	17053006J	2
Triad CUSD 2	410570020	2
Trico CUSD 176	300391760	10
Troy CCSD 30C	56099030C	3
Twp HSD 113	340491130	10
Union SD 81	560990810	2
United Twp HSD 30	490810300	10
Unity Point CCSD 140	300391400	1
Urbana SD 116	090101160	10
V I T CUSD 2	220290020	1
Valley View CUSD 365U	56099365U	10
Vandalia CUSD 203	030262030	10
Venice CUSD 3	410570030	10
Vienna HSD 133	020441330	5
W Harvey-Dixmoor PSD 147	070161470	10
Wabash CUSD 348	200933480	3
Warren CUSD 205	080432050	1
Warren Twp HSD 121	340491210	8



---

Washington CHSD 308	530903080	4
Wauconda CUSD 118	340491180	4
Waukegan CUSD 60	340490600	10
Waverly CUSD 6	460690060	1
Wayne City CUSD 100	200961000	1
Webber Twp HSD 204	250412040	6
West Chicago ESD 33	190220330	10
West Northfield SD 31	050160310	1
West Washington Co CUD 10	130950100	1
Westchester SD 92-5	060160925	1
Western CUSD 12	010750120	2
Westville CUSD 2	540920020	3
Wethersfield CUSD 230	280372300	2
Wheeling CCSD 21	050160210	3
Whiteside SD 115	500821150	3
Willow Grove SD 46	130140460	1
Winchester CUSD 1	460860010	1
Windsor CUSD 1	110870010	1
Winnebago CUSD 323	041013230	2
Wood River-Hartford ESD 15	410570150	10
Woodland CCSD 50	340490500	4
Woodlawn CHSD 205	250412050	4
Woodridge SD 68	190220680	1
Woodstock CUSD 200	440632000	6
Zeigler-Royalton CUSD 188	210281880	3
Zion ESD 6	340490060	5
Zion-Benton Twp HSD 126	340491260	10