



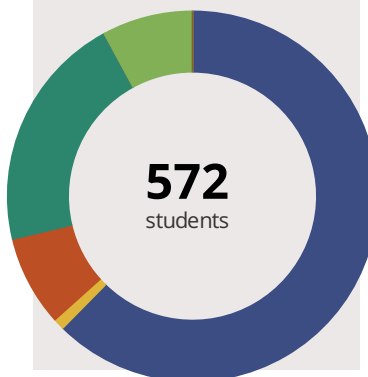
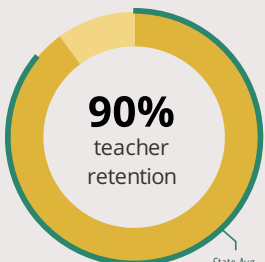
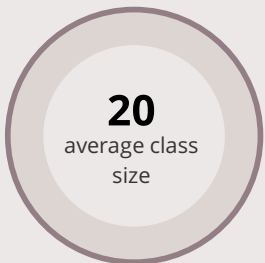
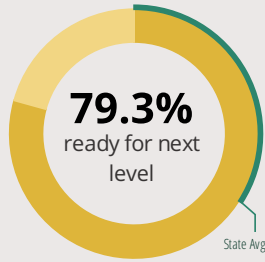
# ROMONA ELEM SCHOOL

600 ROMONA RD WILMETTE, IL 60091 2125 (847) 256-0211

Grades: P-4  
District: WILMETTE SD 39

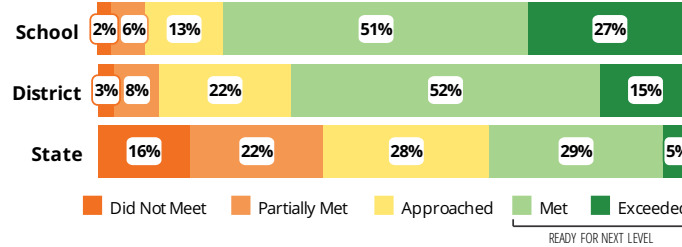
Principal: Ms.Cindy Anderson  
Superintendent: Dr.Raymond Lechner

## FAST FACTS



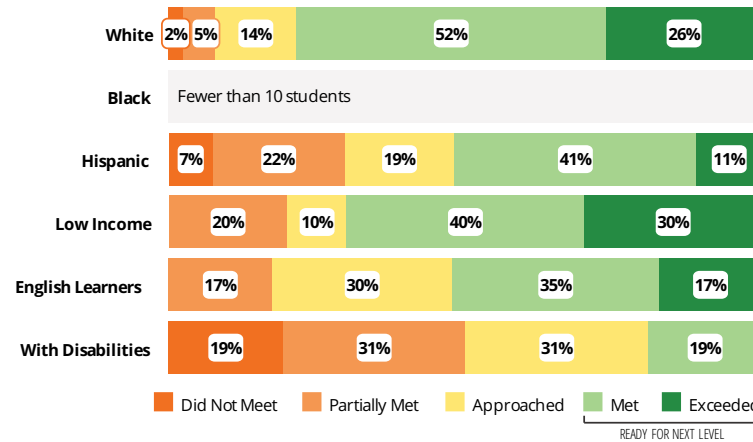
## Academic Success

All Illinois students in grades 3-8 take the PARCC assessment each year. High school students take the SAT in Math and English Language Arts.



## Success by Student Group

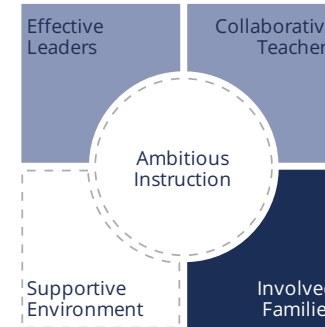
This display shows PARCC performance levels for each student group. No data is shown for groups with fewer than 10 students.



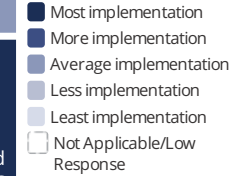
## Student Characteristics

White	63%	Low Income	4%
Black	1%	English Learners	11%
Hispanic	8%	With Disabilities	18%
Asian	21%	Homeless	0%
American Indian	0%		
Two or More Races	8%		
Pacific Islander	0%		

## School Environment



The **5Essentials Survey** allows students in grades 6-12 and all teachers to share their perspectives on essential conditions for learning. The anonymous survey consists of 5 components.



### Response Rates

Students	-
Teachers	98%

### Average Effective Leaders

Do principals and teachers implement a shared vision for success?

### Average Collaborative Teachers

Do teachers collaborate to promote professional growth?

### Ambitious Instruction

Are the classes challenging and engaging?

### Supportive Environment

Is the school safe, demanding, and supportive?

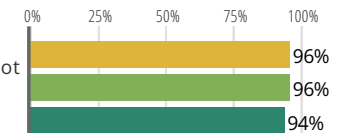
### Most Involved Families

Does the entire staff build strong external relationships?

## Student Attendance and Mobility

### Attendance Rate

Rate at which students are present at school, not including excused or unexcused absences



### Chronic Truancy Rate

Percentage of students who have been absent without valid reasons for 5% or more of regular school days



### Student Mobility

Percentage of students who transfer in or out of the school during the school year, not including graduates





# ROMONA ELEM SCHOOL

## School Highlights

### Academic Courses

Through open communication and differentiation of instruction, the Romona School community will provide an environment in which students will become well-rounded, lifelong learners who accept and appreciate the differences of others.

### Physical Education, Health and Wellness

Romona provides physical education/health classes for grades k-4.

### Other Programs and Activities

After School Care, Before School Care, PTA Clubs, Parent Association, District 39 Education Foundation, School Garden, Lunch/Recess Clubs, District Community Review Committee, Environmental Awareness Programming, Art Club, Tech Crew, Drama/Theatre, Music Club, Chess Club, Student Council, Tech Club

### School Awards

National Blue Ribbon School, National Board Certified Staff

## Career Development Courses and Programs

## Athletics

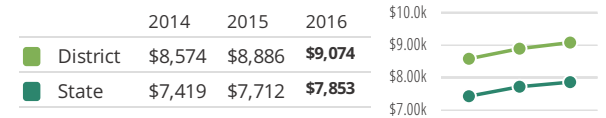
## School Personnel Resources

English as a Second Language Teacher, Librarian/Media Specialist, Paraprofessional, Pre-Kindergarten Teacher, Reading Teacher, School Nurse, School Psychologist, School Social Worker, Special Education Teacher, Speech Language Pathologist-non teaching, Technology Specialist

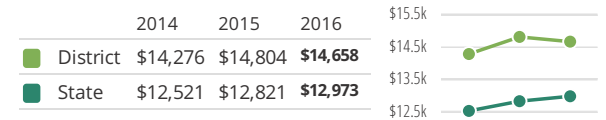
## Facilities

## District Finance

**Instructional Spending per Pupil** includes only the activities directly dealing with the teaching of students or the interaction between teachers and students.



**Operational Spending per Pupil** includes all costs for overall operations in this school's district, including Instructional Spending, but excluding summer school, adult education, capital expenditures, and long-term debt payments.



## Educator Measures

This school has had **2 principal(s)** over the past 6 years. In the last three years, an average of **90% of teachers** return to this school each year.

## FOR MORE INFORMATION

Visit [IllinoisReportCard.com](http://IllinoisReportCard.com) to see additional details about each item of information for this school. There you will find charts spanning multiple years, detailed explanations, resources, more of the school's programs and activities, and powerful tools that let you dig deeper into data.

Most of this data has been collected by ISBE from school districts through data systems. Some information, such as the School Highlights, is entered directly by principals and can be updated throughout the year.