

Fixing the Pop-up Blocker in Skyward

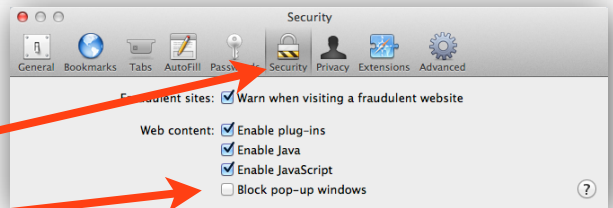
When you first Login to *Skyward*, you may get this window telling you that your browser Pop-up blocker has prevented the system from opening *Skyward*.



There is a “one-time” fix to prevent this in the future. You can click on the link in this window and follow their instructions OR choose one of the fixes below. We suggest that you fix both *Safari* and *Firefox* right away and not have to deal with it again.

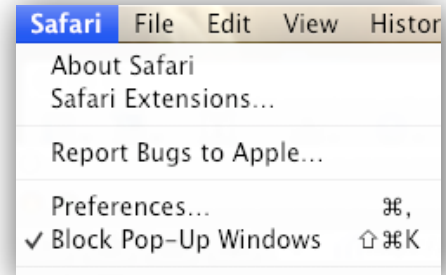
Safari Pop-ups

1) Open *Safari* > Choose **Preferences** > Click on **Security**.



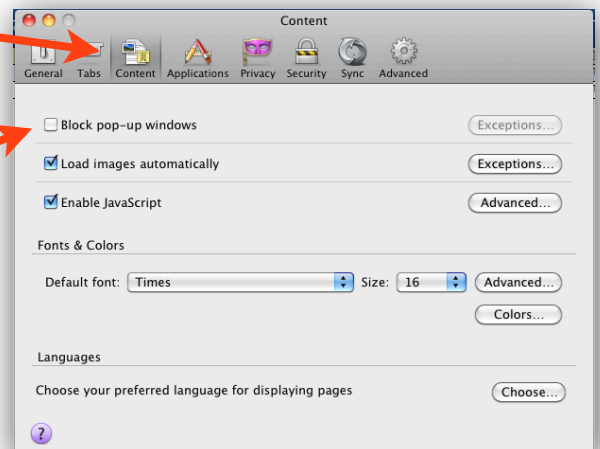
2) Uncheck the box “**Block pop-up windows**”.

NOTE: If you want Pop-up windows for other applications or web sites, you will have to enable it by replacing the check



Firefox Pop-ups

1) Open *Firefox* > Choose **Preferences** > Click on **Content**.



2) Uncheck the box “**Block pop-up windows**”.